


cowpat hill



WHITE HORSE KITE FLYER
AUTUMN ISSUE 2002
OCTOBER - DECEMBER

December Birthday Thanks

I would like to say a big thank you to every one who joined me at Middle Wallop for my birthday Bar-B-Q. At my age you rarely get a chance to have much of a celebration and in many cases would rather forget about it entirely. How ever as the date coincided exactly with the event it was too good a chance to miss. The last time it happened it was at Hengistbury. (remember the Bucks Fiz Dave?)

Special thanks to Steffie for sharing the cake, Don for use of the Barbie, Tracy for all her usual good works and all the others who contributed to making it a great evening. I was particularly pleased that Ann and Martin came down for the evening and met some of you she hadn't seen before. Thanks also for the cards and gift the most memorable being the delightful picture by Jemma and the nectar of the gods from Pete D. (I have to find your super market).

By the way Don I still have some charcoal and lighters left if you are using your grill again!

Arthur

White Horse Kite Flyers
PO Box 585
SWINDON
SN3 4YR

DATES 2002

October

13th - "One Sky, One World" Club Meet at Barbury Castle.(W,D,T.)

26/27th - 13th International Lunen Kite Festival, Lunen, Germany.(D.)

November

10th - Club Meet at Barbury Castle

17th A.G.M White Hart Inn, Wroughton 1.30 PM for 2.00pm start !!

December

8th - Club Meet at Barbury Castle.

28th - Mince Pie Meet, Bibury, Glos.(W,D,T.)

In Aid of Bibury Village Hall Improvement Fund

Diary Dates 2003

January

12th - Club Meet at Barbury Castle.

February

9th - Club Meet at Barbury Castle.

March

9th - Club Meet at Barbury Castle.

April

13th - Club Meet at Barbury Castle.

26/27th Stowe Gardens Kite Festival

May

10/11th - Swindon International Kite Festival, Lydiard Park, Swindon.(W,D,T.)

17/18th - Suffolk Kite Festival, Rougham Airfield, Bury St. Edmunds.

June

29th Rockingham Kite Fun Day

ROBINSONS RAMBLE

Another season draws to a close, I think we would all agree it's been a lot better than last year what with all of the interruptions due to foot & mouth. The high point of the year for me; was our festival moving back to Lydiard Park, it was very encouraging to get comments from some kite flyers that it was a better venue than Wroughton! I suppose mainly due to size, with Lydiard being so much more compact it gave the festival a better feeling. We will be arranging the site a little differently next year, so that the traders will not have their backs to the large sports field, they were arranged that way this year, because there was a fence running the width of the field that was made of thin wire, if a child had run into it could have caused a bad injury, the park rangers are constantly having to repair the fence because irate dog owners keep cutting it! If you have any suggestions for next year's festival contact me or any other committee member or bring your ideas to the AGM, which, this year is being held at the White Hart, Wroughton, on 17/11/02 we'll be meeting at 1.30pm with the AGM commencing at 2pm, chips and sandwiches will be served at 3pm.

Next February we intend bringing over Charlie Sotich, from Chicago, if you haven't heard of Charlie, he is a grand master of the miniature kite; he is a legend in the USA kiting fraternity. This will be his first trip to the UK. We will be running workshops over a weekend, so you can choose which day you come, or come for both days, I think he can handle about thirty people a day, because of this, the workshop will be open to kite flyers from other clubs, however they will pay more; I haven't mentioned any fees because we haven't got down to the fine detail yet, but they will not be large due to the size of the kites. When the fine detail has been sorted we will send out booking forms. Miniature kites might not appeal to you, however I would say that Charlie will change your mind, this may be your only chance to see a master of his craft at work in this country!

Dieppe had good weather this year; it was great festival again! However there was a lack of innovation this year without any new kites on show at all. The night fly was a bit of a disappointment, without any fireworks. Martin & Doug did a grand job showing off the club's new acquisition, the koi carp, they looked magnificent! They got a lot of attention from the massive crowds. Doug, Martin and the fish must be on hundreds of spectators photographs! The whole atmosphere of the event was great, it gives you a chance to see kite-makers from all over the World, and you only have to travel the short distance to France. The festival has also become a big social event; none better at that than us Brits. Janet and Myself have to thank Jackie & George Penney who provided the "Hostility Suite" it was a great meeting place where the wine flowed and the baguettes were consumed by the dozen; a great place to meet and talk about kites. Thank you!

Dave Robinson

Coventry Festival

While the rest of the club went off to South Wales I decided to go and meet friend at Coventry. OK so you jesters will say you have been trying to send me there for years. But I am used to that by now.

Anyhow I set off about 4pm on the Friday and headed up the A34 to the M40. All went well until some idiot south bound decided to see how hard the central barriers were. About ½ mile of traffic had built up behind him but in the hope of seeing some gore the tail back north bound was about 4 miles. The trip that should have taken me 90 minutes took 135!

The site was easy to find being just off the A45 and was well sign posted. On arrival I was engaged in conversation by a charming young lady, who gave her name as Lauren, whilst her dad attended to the arrivals in front of me.

I was then directed to a pitch on the edge of the main arena that had been set aside for campers. Flat, dry grass with close trees to act as a windbreak. If it had rained even I would not have got wet.

The Swifts and friends arrived by 9.30 and we did a 10-minute walk to the local centre where we indulged in a superb curry. Back to the site, helped them pitch tent, cup of coffee and in bed just after midnight. It was so warm I didn't even bother to zip up the front of the tent.

Dawn (well 7.45) shows the start of a glorious day with wall-to-wall sunshine and winds at 15mph. What more can a kite flyer ask for?

There was plenty of room for all those who wanted to put on a display, large areas for the public and even room for buggies. 3 well known kite stalls, a burger wagon, a spud bar and a French pancake stall made the line up of stalls plus the local air ambulance display and a small fun fair.(NO BEER TENT)

Saturday evening was "do your own thing" when we had a good bar-b-q and were entertained by drums and guitar with a few night flyers.

On Sunday a Rok fight was added to the menu with John Caton winning both rounds and walking away with a nice trophy. There was a team stunt competition for the Coventry Cup with 4 teams taking part (1 team got tangled round the bear bunging rig but did not complain) followed by a 4-man team flying Hawaiians (for those of you without long memories a team kite that performed slow graceful routines)

Where will I go next year?

You've got it. A relaxed festival, good fun, good friends, even showers available for campers brilliant weather, and what's more they like teddy bears.

Do I need to say more?

Arthur

Re SNAP!

Thanks for putting me on the front page of Cowpat and for the kind words. I thought I'd better explain, for those who don't know, how I managed to end up in A & E with my third "kite related incident"

At our festival I was asked by Roy Broadley of Kites Up if Matrix Management would be able to demonstrate at Butser Hill. We all agreed to go and I forgot about it until the weekend of the event. Doug Manners and I went in my car and Pete Willis went with Neil Harvey. There are very few signposts to Butser Hill and the day we went the clouds were very low. After driving around for about an hour we eventually went to the main information centre (about 1/2 mile from Butser Hill) and asked! The flying field was down a track marked with a 'no through road' sign! We eventually found our way to the site and met up with Roy and Hailey. Some Council workers were putting up an arena barrier, which disappeared into the mists. I really should have taken more notice of this barrier. It was a plastic netting supported by some very flimsy plastic rods. We set up and flew on our 150 ft lines, at the top of the window our kites had disappeared in the fog! We had to fly on 120 ft lines just so we could see what was going on. The rest of the WIKF contingent turned up and we helped put up the workshop tent. The event itself was surprisingly well supported, despite the weather, and we flew demonstrations for most of the day. At about 3:30 we said "last one!!" We flew our new precision routine. In the middle of this is a team 'radar' manoeuvre where the no 1 kite (mine) has to fly a half circle over the other two kites, which are flying smaller half circles inside mine. To do this I have to run backwards and left (at the same time) to get the speed to complete the manoeuvre. I called 'break' to signal the move and set off backwards. I hadn't realised we had backed up the field as far as we had. The next thing I realised was my feet weren't moving and I was falling, I had become tangled in the plastic fence. As the ground was coming closer I thought 'don't put your hand down-bang!' Too late. "Are you o.k.?" came a call from my teammates. "No I'm not!" came the reply through gritted teeth. My wrist was really sore, "I'm sure it's only sprained," I said, not believing it. We put all our kites into my car and I was driven to the JRH hospital in Oxford. The staff at the JR are great, it just takes ages to get to see them. Initial inspection showed a bad break necessitating bone grafts and plates. After a CAT scan and finding no spare beds it was decided to plaster it only! "Four weeks and the plaster will be off" the last consultant said. Here we are five weeks later, wrist is still broken in five places, new plaster is in place and I still can't shave! I'm hoping to be free in a weeks time, I've been told that the traction from sport kite flying will be good for my return to fitness. I'll let you know!

Regard Doug Irvine

I've been told that the traction from sport kite flying will be good for my return to fitness. I'll let you know!

Regards Doug Irvine

Dear Tracy

Dear Tracy, although not a regular contributor to the mag, I am a regular reader and am very grateful to you and previous editors for all you do to keep members in touch with the club.

In the summer issue I was concerned to read about Doug's injury and I wish him a speedy and complete recovery. We all look forward to seeing him again soon flying as he has never flown before. I am encouraged to turn the "I Broke a Bone Whilst Flying a Kite" Club on its head by having the experience of kite flying improving an incapacity! For a year or two I have been having trouble with joints (the type one has in legs and arms I hasten to add). This has curtailed kite flying considerably. However, on one occasion I was given an appointment to see a consultant about my left knee, which was most painful. One weekend, a few days before the arranged consultation, I drove up to Barbury to fly a kite. Not very sensible you might think but it was a perfect flying day and I had not flown a kite for sometime. We all know the feeling I'm sure. On arrival I was not able to climb over the five barred gate as normal because of my knee but had to use the smaller gate. Having negotiated this I set up a delta and gently flew it. Great, all was well. So lets try the 6ft.foil (always a favourite of mine and the wind was O.K.). Again it felt good, the knee was forgotten and so was care. A stronger gust caught the foil and I was pulled onto my left knee quite violently. The pain was excruciating and I lay on the ground for what seemed ages knowing that I had really done the knee in but noticing that I had missed any "cowpats" (funny what you notice in times of extreme situations). As I struggled to my feet I felt no pain. For a split second I thought that I could not feel the leg either. No, everything felt O.K. Unbelievable but true. A bit more flying to celebrate and needless to say I returned to the car via the five barred gate. The consultant's appointment? I kept it and explained the recovery. He felt that I had probably replaced a split cartilage by the violent movement but advised me to take care for the future and not fly in strong wind conditions. So I do take his advice - well most of the time. It just goes to prove that kite flying can be good for you in many ways and can get to some parts before the consultant / surgeon. (Thank Goodness)

I am also reviewing my kite bag and have several old friends to dispose of. If you are interested to buy any of the kites listed below I would be pleased to hear from you - by email: noel.hardy@zeronet.co.uk Tel. 01672 562052 All are in good flying order, in bags but without lines. Obviously a test flight before purchase

would be arranged. I am looking for a basic Revolution with lines /handles in good flying order, perhaps a swap might be possible.

KITE	MAKER / MAKE	REMARKS
COLOURS		
Hooker edges	Peter Hall (custom built)	Red /Yellow leading
		A classic and still a favourite of mine.
Sandpiper panels	Chris Mattheson (custom no.392)	Black,red,orange, yellow
		A dream to fly in an evening breeze on a beach.
Eclipse	Dave Tomlinson (custom)	As the
Sandpiper		A sound flier for someone beginning
Alien above	Dave Tomlinson (custom)	As
		4 line kite - a challenge to fly but looks

Unique. Has allowed me to win many a

"can tipping" contest. Lines/handles

Included.

Wild Thang High Fliers fluorescent pink/black
One of the better small kites

Thanks for the space, Tracy Noel
Hardy

buggy


Hi there I've just bought a buggy and I've been using it up White Horse Hill but the other day I was chucked of it by the police I've tried asking the local farmers if I could use a bit of there land but they won't let me do you no where I can buggy? I live in Wantage I'm after somewhere close so if you can help that would be pucker
regards

Jon Pile

More or Less Loop

There are times when we want to lengthen a line or to shorten it. Perhaps the line will be part of a multi-line bridle or it will be a tensioning line for a bow.

At the Wroughton Do, I saw Rummings the Elder closely examining a knot with a view to learning it so that he could put it into service with his kite. Seeing this, I naturally poked my nose in and tried to learn about this miracle knot. Later, an American gentleman called Dan gave the knot three names, one of which was the Tarbuck Knot. Here it is:




To tie the Tarbuck knot, form a loop and wind the end around the inside of the loop a few times (the smoother the line, the more turns you need but three to four is usual). Bring the end out through the loop, put it over the standing part and form a half-hitch. Lo, you have a Tarbuck knot. Pull on the loop and the standing part. If the knot has been firmly drawn up, then the loop is as firm as if you had tied a Bowline. But, and here is the magic, the size of the loop can be adjusted by sliding the knot along B-C. We have an adjustable loop which can be put to a multitude of uses.

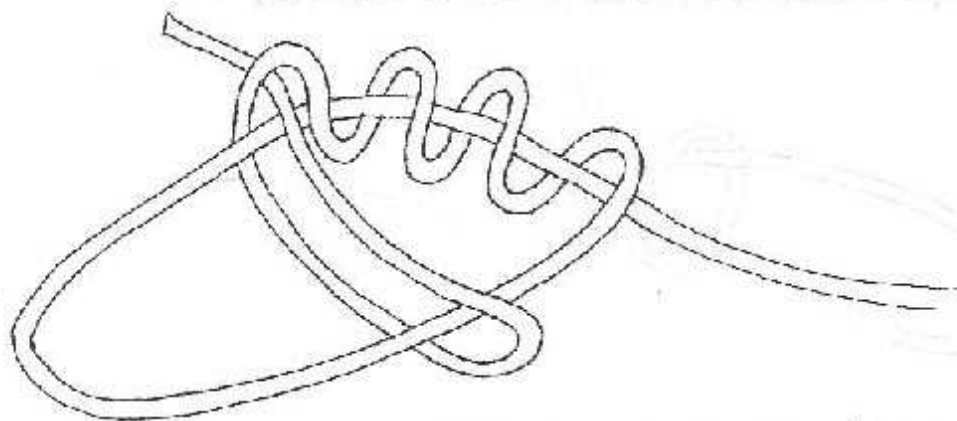
When I went home after the festival. I played around with the Tarbuck knot and as often as not, I failed to get it right. The mistakes, sometimes easier to remember than the genuine knot, nearly always worked as well. The Tarbuck is but one member of a family of knots that achieve the same purpose.

Here are two others:

If, after bringing the end out through the loop, it is put under the standing part, the knot seems to work just as well. This knot can be thought of as a Magnus Hitch tied with the end onto the standing part:




If, after winding the end around the inside of the loop, the end is brought around the loop and then tucked back inside the last wind, we get another adjustable loop:




I discovered this one, only to find that it had already been invented (fairly recently, as knots go). Because it works very well and because I can easily remember it, this is my favourite.

The method of winding around the inside of the loop is the basis of the above knots. Another family exists where the end is wound around the standing part outside the loop and a half-hitch is put inside the loop.

The ADJUSTABLE JAM HITCH is such a knot:




Because it slips in smooth line, it won't serve our purpose but, add another couple of turns at the start of the knot:



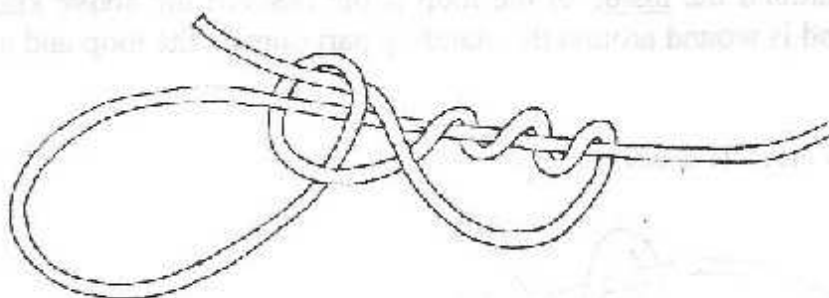
and it works well.

Generally, any hitch which serves to attach one line to another such that the first will not slip on the other when pulled lengthwise (eg the Magnus Hitch) can be used to form an adjustable loop. I give one such example which is based on the SLACK LINE HITCH:



Again, for smooth line, add another turn or two at the start.

Finally, here is one that I can't (yet) find in the books. Until I am shown that it has been done before, I propose to call it mine. It works very well indeed.



So, there are a few ideas for adjustable loops. There are probably thousands more. Try a few and settle on your favourite. Your bridles and bows will never be better.

Loop-the-Loop
Nottingham

More to come another day thanks to loop-the-loop !!

Wedding kites

Well it makes you think!! But is true, it all started as a joke at a festival somewhere, when Mr Harvey said about the forth coming family wedding and that the marquee was so big!!! So I said wow that's a good place for a work shop! We had a good laugh and agreed sue would not think it was such a hot idea since Then it has been an on going joke between Neil and myself. And it was a great honour to be invited to Carl and Amie's big day. Well the day came and the weather was great and the wedding when well and they both looked great (Neil as well)

So time for the specch's and guess what near the end of Neil's he say if you like to look under the table your now find your workshop kite!!! Well every one looked and I was gob smacked to find all the guests had a paper fold kite!! To make and fly.. Well it was great fun and the best bit was no one knew at all not even Sue. So well done Neil and best wishes to Carl and Amie on there wedding and here's to many a life of happiness for you both all we like to say is thanks for a great day it was lovely to be there and share in you big day..

Pete Willis

THANKS

My thanks to every one who helped with the Bear Drop at Hengistbury. As you can see from the attached letter we did quite well even if we did have to spend some time chasing off the kids who were trying to pinch the bears. No bears in puddles in the car park this year and none into the road. Only because the wind was blowing the other way. Ann was very pleased with her self for her first professional bombing session as when requested she did manage to get one so that the 'chute went in the sea but not the bear. Perhaps we will get her to come to a few more events in future.

Arthur



Priory of England
and the Islands



Caring for Life

St. John Ambulance
County Headquarters,
Dorset

St. John House,
Bridport Road, Poundbury,
Dorchester, Dorset DT1 2NH

Telephone 01305 751165
Fax 01305 751150
www.sja.org.uk

A K TURTLE SBSU
15 DUKES DRIVE
BOURNEMOUTH
BH11 9SZ
01202 577498

Arthur Dibble
21 Alexander Road
THATCHAM
Berks
RG19 4QU

25 September 2002

Dear Arthur

BOURNEMOUTH KITE FESTIVAL

Thank you so much for your continued support at the Kite Festival and this year you raised the magnificent sum of £129.61.

I can assure you that this will be put to good use in helping us to continue our work.

Please convey our thanks to the members that were on duty at the Kites for their help.

Many thanks
Yours sincerely

Keith Turtle
Div/Supt

Please Support St. John Ambulance

A Company limited by guarantee - Registered in England No. 3966429
Registered Office: St. John's Gate, Clerkenwell, London EC1M 4DA - Registered Charity No. 1077305



Caremark No. 836722A

This Constitution has been printed at the request of some Members
Especially new ones so that you can read it before the AGM

The WHITE HORSE KITE FLYERS.

CONSTITUTION

The club shall be called "The White Horse Kite Flyers" (WHKF)

The Club will consist of:- President, Chairman, Vice-Chairman, Secretary, Treasurer, Show Secretary, Public Relations Officer and committee members deemed necessary, plus ordinary members.

The main objectives of the club are:-

- a) To further the knowledge on all aspects of kite making and flying.
- b) To provide members with the opportunity for the exchange of ideas and experience.
- c) To promote kite making and flying.
- d) To give exhibitions, displays and talks on kites and making of kites where possible to the general public.

RULES

1. Full membership is open to anyone over the age of 16yrs. interested in the aims of the club. Junior membership available for under 16yrs or in full time secondary education.
2. Election of all officers to take place at the Annual General Meeting which should take place in November or as near as possible.
Serving officers may seek re-election.
3. A separate Festival Committee to be responsible in running any show. This committee enters into contract to handle money on behalf of the WHKF. In the event of a loss the WHKF agrees to indemnify the show committee members.
4. Minutes will be taken at the Annual General Meeting. All paid up members have access to clubs records with 28 days notice.
5. Annual subscriptions are due at the November meeting and will be reviewed annually.
6. Any resolution for alteration of the constitution must be received by the secretary 42 days before the meeting at which the resolution is to be brought forward.
Alterations to the constitution must receive the assent of 2/3rds of the members present and voting.
7. In the event of the Club being dissolved any monies shall be distributed to charities named by the committee in office at the time, and any equipment given or sold to any like-minded body.
This to be implemented after 2 years just in case a new group of people with similar aims come forward.
3 trustees to be selected by the committee in office at the time to decide.

Dated December 1991 (this constitution supersedes all previous editions)

Kite, Windsurf Sail & Sail Repair **Services**

Grogz is pleased to announce a UK Kite, Windsurf Sail and Sail Repair Service.

All repairs will be given a unique number and guaranteed for 90 days.

We will arrange collection and delivery to your given address, including work.

If you call us by 1pm we can have it picked up the same day.

To avoid disappointment and confirm expected repair date & approximate cost, please

telephone us on **0870 2404205** or email repairs.extreme@grogz.com

Take advantage of our Gold Service and we will repair and return your kite or sail in 72 hours

Minimum charge is £25

ALL MAKES OF KITE & SAIL CONSIDERED

Flexifoil, Peter Lynn, North, Naish, Wipika, Ozone ...

Arrows, Tushingham, Gaastra, North, Neil Pryde, Sailworks...

ORIGINAL MATERIALS WILL BE USED IF AVAILABLE

Replace Panels

Replace Worn Material

Apply Patches

Full details of other products and services available at:

WWW.GROGZ.COM

Skychat

Well here we go again, another season just about put to bed. It has been quiet a good one. Weather was kind in most cases, although the winds could have been better. But there again kite flyers are never satisfied even if it is blowing a steady 10 to 15mph and the sun shining, not too hot and a ready supply of refreshments to go with of course good company.

Some of our members are due to do a kite workshop with Phil Scarfe in the near future. As many of you already know that Phil is one of the best foil makers in the world and now being asked to do other workshops. I wish Phil all the Best and more power to your elbow and I know that you all will end up with a very good kite to add to your own collections.

With November coming up fast that means that it is AGM time. Do not forget that it is now on the third Sunday of the month. It is hoped that it will not clash with Boot Camps, Remembrance Sunday or any other event. On that point it is hoped to make this date a fixture as it seems that it is the clearest Sunday of the month. Comments at the AGM. As I'm always saying the AGM is your time to have your say and put forward changes that you think will improve the Club. It would be nice to see a few more members helping at workshops, etc, to give the regular ones a bit more of a rest and more to call upon when we are asked to do more than one event on the same day. Please remember the RAFFLE at the AGM it pays for the food, all donations gratefully received.

Since the last Cowpat I have received my birthday present from you the Club members. I have just reached page 275 out of 827. So many more hours of reading left. Many thanks again for all the enjoyment it has and will give me in the future.

This year's Mince Pie Fly-in will be on Saturday 28th of December and is in aid of Bibury Village Hall's Improvement Fund. They say that charity begins at home and this is a way that I can say thank you to the Village for the 32 years that I have lived here and the 40 odd years that I have worked here. I hope that as many of you that can will come along and enjoy the day.

Tracey left me a full page to fill and I have just about managed to do that and thinking what my old English teacher would have said about waffling on. Still hope to see most of you at the AGM and to those that we will not be seeing A Happy Christmas and a Prosperous New Year. Here's hoping for clean winds and tight lines.

Neil

And so!!

Well I can't believe we are nearly at the end of another year. I hope to see you all at the A.G.M don't forget the date 17 November. Thanks to all who have supported cowpat this year keep sending we need your articles Well may I take this chance to wish you all a very happy Christmas and even happier new year see you all at the mince pie fly-in.

TRACY

Kite Flying Safety Tips

The NEVERS of Kite Flying

- Fly a kite in wet or stormy weather, try to keep your kite line dry.
- Fly a kite near power lines, transmission towers or aerials.
- Fly a kite with wire or anything metallic in the line.
- Fly a string pulling kite without wearing GLOVES.
- Leave odd bits of flying line etc on the flying site.
- Fly a kite at over 200 feet.
*Kite festivals may have C.A.A. clearance to fly higher...ASK!

The Things to AVOID

- Motorways, roads, car parks railway lines or buildings.
- Airfields and low flying air traffic patterns.
- Members of the public...start flyers please take care!
- Those kite eating trees.
- Animals, they can be frightened by kites.
remember... your kites can get really quite high in high to the sky, just occasionally, look up and give them a little SMILE.

... AND PLEASE, MIND THOSE POWER LINES!

Where the WHKF go to fly their kites

WHITE HORSE KITE FLYERS fly at Barbury Castle Country Park, Wroughton, Swindon, Wilts on the SECOND Sunday of each month
WELL YOU be there?

Local WHKF contacts are:

Neil Harvey on: (01285) 740295

Arthur Dibble on: (01635) 365975

Dave Robinson on: (01793) 824208

and

Lynn & Brian Simpson on: (01793) 845346

COWPAT HILL

Journal of the White Horse Kite Flyers

Editor Tracy Willis

WHKF School Bungalow Alton Close Penhill Swindon Wilts SN2 5HU

Tel 01793 766516

e-mail cowpat.ed@whkf.org.uk

Club Subscription: £8.00 (One year UK)

(including postage and kite flying insurance)

Whilst every care is taken when compiling this journal the WHKF cannot accept responsibility for any errors or omissions which may occur.