


Cowpat Hill



WHITE HORSE KITE FLYERS
SPRING ISSUE 2006
APRIL - JULY

Where have you all gone!!

After a great start to the New Year with a bumper issue it seems to have dried up again. It must be that you're all too busy building those new kites and repairing old ones ready for the New Year. So why not let the rest of us know what you have been up to over the dark winter nights! Kiting wise that is please.

From a club point of view the start to the year has been very busy getting ready for the New Year, with meetings to sort out the festival and work shops to repair and service the club kites ready for the year ahead. To the cutting out workshop for the new legs and the excellent weekend of Holm's workshop.

And that's on top of flying at Barbury, the members that have been aboard already this year keeping the club name up there in foreign climes and the improvements to the club storage box for all the new stuff.

Like I say it's been a busy start to the year and the diary is filling up so we hope to see you soon out there on those green fields and in warm winds hopefully. And when you have been out and about let us know about it.

Pete, Tracy

White horse kite flyers
PO Box 585
SWINDON
SN3 4YR

Diary Dates 2006

W = Workshop, D = Display, T = Teddy bears

April

9th Barbury Castle

23rd Bevoir Castle

29th 30th Weymouth Kite Festival

May

1st Weymouth Kite Festival

1st May Day show Swindon {to be confirmed see web site}

6th/7th SWINDON KITE FESTIVAL {W, D, T}

13th/14th Cleethorpes Kite Festival {W}

June

10th Shipton Bellinger {W, D}

11th Barbury Castle

10th/11th Margam Park Kite Festival

15th/18th Fano International Beech Festival

17th/18th Southampton Kite Festival

17th/18th Bedford Kite Festival {W}

July

9th Barbury Castle

8/9th Brighton Kite Festival

15th Stroud show {W}

August

13 Barbury Castle

26/28th Portsmouth kite festival

27/28th uffington show {W, D}

Please note all events are liable to alteration or cancellation for up to date information
please check our web site www.whkf.co.uk

Robinson's Ramble

Here we are again another Kite Festival only weeks away, is it because I've had another Birthday, or do the years go much quicker nowadays? Talking of the Festival, this year in the Hangar we are staging a display of Alick Pearson Kites, the Roller and his bird kites, Alick's kites have a place in British Kite History, I think he and many other innovative flyers that met in Kensington Gardens, in the early fifties, who became known as the "Round Pond Flyers" should be recognised; and we hope to do this in a small way at Swindon this year. To do this, we have invited Dan Leigh and Robert Weir two experts on Alick's kites, Robert knew Alick up until his death in the eighties, he will be giving a talk in Hangar D4 on Saturday 6th. The idea for this exhibition came about from a suggestion by George Webster. After the success of the Gibson Girl exhibition over the last two years and the German Historic Kite Group's Arno Haft exhibition last year, George thought it would be a good idea to celebrate from England, although Alick was Irish, other "Round Pond Flyers" were English. Also in the Hangar D4 we will have Charlie Sotich from Chicago USA, Charlie is the World famous miniature kite maker who makes kites as small as postage stamps! If you want to make a "Charlie Kite", He will be doing a workshop, for which there'll be, a small charge.

On the flying field this year's invited guest is Kelvin Woods from the North East Kite Flyers, Kelvin makes a wonderful range of colourful Butterfly Kites, and if it's raining he can entertain us all with his paper cut miniature kites. Coming from Germany we have Ralf Maserski & his son Lucas, from the USA; Kay Woodring; & Kay Buesing, Museum Director of the World Kite Museum at Long Beach Washington State. And of course Marla Miller will be there to run the raffle, which every year takes on more importance in raising funds for the event, especially this year, as we have *no* sponsor! Please be as generous as you can with donations for the raffle and come along with very deep pockets full of money that Marla can extract from you.

I would like to thank Ralf Maserski for recommending Holm Struck to do a workshop for us, Holm must have spent hours and hours prior to the event to put the kits together, and he had to make 20! Nineteen people did the workshop, and Phil Scarfe ordered a kit to make in his own time. This was the first workshop that I had ever participated in, this is no slight on any of the other Kite Makers that we have had just the fact that I have always wanted an Eddy Kite made from cotton & wood. The workshop was superb, with nothing left to chance by Holm, I think all participants left with a kite and a very broad smile, created by an enjoyable weekend. Holm was extremely kind and donated one of his ripstop kites to the raffle at the workshop, he had previously given me the same style of kite for my birthday which was a few days after the event, guess what, Janet won the kite in the raffle, and decided immediately to donate it to the Festival raffle, plus Holm exceeded in his generosity and donated the Eddy that he had used as the workshop demonstration kite, so we already have two Holm Struck kites for the Festival raffle, these kites are really worth winning!

Due to the new licensing laws there will not be a public bar at this year's festival, however, there will be a marquee for registered flyers where we will have a couple of barrels of beer, and some draught cider, these will be available to you on a donation basis.

We have recently returned from Fort Worden, which as usual was very enjoyable, apart from Janet coming down with Shingles whilst we were there. Marla did her normal thing and raised \$8500 from 140 participants; over three days, amazing! How does she do it so consistently?

I expect elsewhere in the magazine you will see appeals for volunteers on Friday 5th May, to put the site together, also on Sunday when the site needs to be broken down and cleaned, please don't be shy in volunteering all help will be very much appreciated no matter how little time you can give.

Many hands make kites work!!!!!!

Regards
Dave Robinson

Found in the paper!!

Kite Crackdown

More than 1,400 kite flyers were arrested during a spring festival after seven were killed by glass fibre wires in eastern Pakistan.

Martin croxton

{For more info take a look at the forum page on the web site}

So You Think You Know Something About Kiting

- 1: Up to what height may you fly a kite weighing less than 5lb in the U.S.A. without having F.A.A permission?
- 2: What is the most common cause of death in Indian kite fighting?
- 3: What does rokaku mean in English?
- 4: Which town was Lawrence Hargrave born in and what was his date of birth?
- 5: Who was the first known person to power a boat with a kite in Britain?
- 6: Who was the first person to cross the English Channel in a boat powered by a Kite?
- 7: Who invented the delta kite?
- 8: What event in 1906 were photographs taken from a kite published?
- 9: What sort of kite did Marconi use to lift the aerial to transmit across the Atlantic?
- 10: Which graveyard is S.F.Cody buried?

Doug Jones

OLD ISSUES

Those of you who keep up with the web site will have seen that I am slowly trying to get an archive of "Cowpat Hill" so that it can be kept for posterity. I am short of some of the earliest issues especially the first two when it was The Journal of the White Horse Kite Flyers. If you have any of the missing ones please can you let me borrow them to get the full set on the web pages? I have all issues from 1992 onwards and 2 of the magazines from 1991. I believe this is all that were published. These will all be scanned in time but time is the operative word. Some of the printing is starting to fade and it requires a lot of work to get them to a readable standard. But if Kite Lines can do it so can WHKF.

This is proving to be a very interesting project seeing the way the magazine has developed over the years and reading some of the history. The first issues were a single monthly sheet distributed, I believe, only at the monthly Barbury meetings. In 1991 the format changed to the A4 magazine and in 1992 Dave Jones took over the editor and took it from strength to strength. Two issues in 1995 were in the A5 format and proved so unpopular that the larger format soon returned. Dave, with help from Jane edited the magazine until 2001 when Tracy took over. Let's hope she can keep it going as long. Over the years I have tried to help with the occasional contribution. Reading back through the articles it is interesting to see that there were problems with the toilets in 1990, Doug was taking photos with a Polaroid and Janet had just got a new car, so what's changed? Several things actually, starting with the biggest change, I said I was going to have nothing to do with parachuting fauna!!!! What went wrong? There's no way of stopping change and it was the same year that The Flyers became The Flyers. 1990 also marked the start of the WHKF green and logo with hats and shirts being available for the first time, and look what this has lead to with everything we have now. One interesting question was posed, "What about green trousers?" Haven't seen those yet and they could have been quieter than the ones I wear now.

Reports of our first festival at Lydiard Park in 1991 were all very favourable even if it was called The Thamesdown Kite Festival. A telling remark in a letter from Neil particularly caught my eye, "let's hope this will be the first of many festivals to come" little did he know! The then editor, Richard makes a comment Neil's Gloucestershire accent gave some real meaning to the weekend. Why did Richard leave so soon afterwards? The rest of us have had another 13 years of it.

At the time of writing this article I have only re-read as far as the first issue in 1991 but will be continuing to do so as I scan them for the web. I am sure I will uncover more forgotten gems that I can share with you in later issues.

You can find these old issues at www.whkf.org.uk/oldiss Single sheets are in .jpg format and the magazines as .pdf files so you will need Adobe Acrobat to read them. Even people using Apples should be OK with these. If you don't have it just type *acrobat* into Google and there are plenty of free downloads.

Arthur

KARL LONGBOTTOM DELTA SLED

Over the years, at various Festivals, I have flown in many Altitude Sprint competitions and even won a few.

However, I'd never won any until I bought a Karl Longbottom version of the classic Dunton Delta.

Most Altitude Sprints over the last few years seem to have been won by one of Karl's Dunton Deltas, even when not being flown by him. Let's face it; if we ran a 'Constructors Championship' like they do in Formula 1, then Karl would be the Ferrari of the Altitude Sprint racers!

So, when he mentioned that he had a new kite designed and built specifically to win Altitude Sprint competitions, I knew I had to have one!

This is how I found myself in a damp field on a cold, grey February morning in a three-way fight between the special (according to George Webster) pink-tipped Dunton Delta with which Karl had won the Altitude Sprint at Portsmouth last year, and two versions of the new Delta Sled.

So, three fliers and three kites. Three rounds where, each round, every flier flew a different kite. Seem a reasonable test? We thought so ... and launch!


Ok, so they were short (30 second) sprints as the wind was all over the place, lumpy with holes hiding like you wouldn't believe! But, hey, same conditions for everyone.

The result? The Dunton Delta didn't stand a chance. Maybe in cleaner winds, but on a blustery day? Nowhere! And the difference between the two Delta Sleds? The thickness of the cross-spar! I believe you'll get both sticks in the production model.

What can I say? The Delta Sled had better drift and was more easily recoverable if things started to go wrong. It possibly doesn't have as fast a rate of ascent as the Dunton Delta but was more stable and had a bigger wind range.

So it should be an interesting season for Altitude Sprints, if nothing else. I'll be flying my KL Delta Sled at Weymouth. What's in your kite bag?

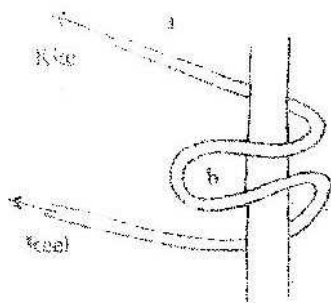
David Johnson




A Knot is Forever

No apologies for coming up with this one again. It is a super hitch and, I would say, an essential one for kite flyers. Situation: kite is flying and the reel is in your hand. Nature or something else calls and you want to tie the line to some sort of anchor—fence, pole, bench, tree or your mate's leg. The hitch needs to be quick to tie, secure and quickly releasable. You don't want to involve the reel in the tying operation. So what do you use?

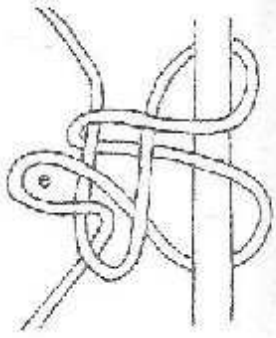
The Multi-Highwayman's Hitch



1. Take a loop in the line.
Pass the loop around post, tree or leg



2. Take a loop in (a) and pass it through loop (b) to form loop (c)



3. Take a loop in (d) and pass it through loop (c)

So far, this is the straight Highwayman's hitch – just like in the books. It can work well on a round post but it is not secure on a slippery or square section post. So, take another loop on the kite side and push it through the last loop (e) and again, take a loop on the reel side and push it through the last loop. You can keep on going for ever but make sure that the last loop is taken on the reel side. Pull the hitch tight by pulling on the kite side. Leave enough slack line on the reel side to allow the reel to sit on the ground. The quick release – and it is very quick- is done by pulling the line on the reel side. Everything just falls off and away – just what you may need if a quick reaction is needed. The lovely thing about this hitch is that it is quick, easy and saves you having to pass the reel around anything. Try it out on a table leg or something and see how useful it can be.


Notter Bene

Puzzle Corner

What day is it?

When the day after tomorrow is yesterday, today will be as far from Sunday as today was from Sunday when the day before yesterday was tomorrow.

Six Sheep



Farmer has 13 hurdles with which he makes six pens. Somebody steals a hurdle. Farmer still has to accommodate 6 sheep with only 12 hurdles, same as before - one to a pen. How?

Eggs and Baskets

Packing two eggs per basket, the eggman ends up with three eggs left over. Packing three eggs per basket, he ends up with two baskets left over. How many baskets and how many eggs?

Tank

Is there ever a part of a tank that is still when the tank is moving forwards?

Answers at Wroughton.

Welcome to the American Kitefliers Association! (White Horse Kite Flyers)

I recently received your name on a list of new and renewing members. (Yes -- I personally review the list every month!) We appreciate your vote of confidence in the only nationwide organization of kitefliers in America and the largest association of kite enthusiasts in the world. We are delighted to have you with us!

The AKA is a wonderfully diverse and creative group of people. Our interests include kite craftsmanship, kite art, kite competition for sport kites and fighters, kite traction, buggies, surfing, kite photography, miniature kites, giant kites, kite history, kite education, indoor kite flying, and much, much more. If it involves kites, we want it to involve the AKA.

The privileges of membership include:

- our magazine mailed four times a year and packed with news, photos, plans, and information.
- \$1 million of liability insurance at sanctioned kite events.
- 10% discount in kite stores
- A Membership Directory which can be downloaded from the Virtual Clubhouse.
- Monthly email updates of important news
- The opportunity to download AKA publications free from our web page.
- Access to the Kite Talk Forum
- Placement, when applicable, in our competition rankings.

The one thing this list doesn't mention is the wonderful people you meet. If you haven't already, I urge you to get involved with one of our many local kite clubs and to attend some of the events and contests held around the country. Become part of the AKA effort to spread the joys of kiting.

Our web page receives over 30,000 visitors each month. Please stop by to review our comprehensive calendar of events and competition standings. Check out National Kite Month or take a look at our publications. Visit the AKA store. You can also access the member-only Clubhouse using your membership number as your "name" and your email address as your "password".

Make sure AKA has your best email address. We know not everyone is online, but when there is news that can't wait for the magazine, email is a fast and easy way to get the word out. Update our national office at xd@aka.kite.org or call 800-252-2550.

Touch bases occasionally with your Regional Representative. The AKA is your Association; let us know what you think we should be doing different or better. And of course, we take compliments too! But to be doing our job the best we can, we need your ideas and involvement.

Similarly, our magazine, *Kiting*, depends on your contributions. Share local news with your Director for their regional report. Think about sending us a story, article, photos or a kite plan. Then when it gets published, you can show all your friends how famous you are!

I also encourage you to help us make the AKA grow. Carry a few extra application forms in your kite bag and share them with other enthusiasts. As the size of our organization increases, so does our ability to offer services to individual members.

Think about coming to our national convention. This annual gathering is a marvelous five day kite festival with workshops and seminars, the Grand National Competitions, a fantastic kite auction, and a wonderful time of fellowship with other fliers. You will make friends you will treasure the rest of your life.

If you have some special concerns, interest, or need that isn't being met, feel free to drop me an email or give me a call. I also try to attend many major kite events around the country. Please make a point of tracking me down to say hello.

And finally, the most important thing you can do to help the AKA is to have fun flying kites, making kites, buying kites, talking about kites, and teaching other people about kites.

Thanks again for becoming part of a wonderful organization! Hope to see you out there soon!

David Gomberg
President

Join the American Kitefliers Association at www.GombergKites.com/aka.html

Quiz Answers

- 1, 1,500 feet
- 2, Falling off house roofs
- 3, six sided
- 4, Greenwich, south east London 29th January 1850
- 5, George Pocock in Bristol harbour
- 6, Samuel Cody 1903
- 7, Francis Rogallo
- 8: The San Francisco earthquake
- 9, Baden Powell Levitor
- 10, Aldershot Military Graveyard.

Thanks Doug

The stick men cometh!!

Have you seen them fly yet?? After a few weekends of coming together as a small team club members the stick men are now up and flying which is a great site to see and be part of. The final count was 56!! Which is an awesome site to see flying and will be a great site to see at our festival and other events around the UK and world. Big thanks to all who helped with them and even bigger thanks to Don Baggatt for bring it all together a good job well done.



Sky Chat

Now do not say it to loud, but spring may have just come. True it may be a shade wet but with a hose pipe ban already with us, it could be a blessing in disguise. Let us hope that we can get a fair soaking during April and it clears up for May and our Festival.

Talking about our Festival your committee has been busy sorting the running of this year's event. These events do not just happen, but take a lot of time to dot the I's and cross the T's and this year is no exception. The Science Museum have made more changes which include the planting more Kite Paters or trees to everybody else around the site. The main result of this is the camp site will be altered slightly, but with your co-operation we should be able to manage without any problem. Health and Safety has also dictated that all cars that are needed on site must be parked behind the Marquee before 9.00am and cannot be removed before 5.00pm. No cars will be allowed along the perimeter track in-front of the hangars and to this aim the Arenas have been altered this year. Parking will be on the disused runway, you have been told and warned. The Marquee and Demonstration Areas will only open to registered members, so make sure that you are registered and have your wristband. I know it is getting away from our normally happy go lucky way of running the Festival so that everybody can have fun, but this Government and Health and Safety

wants to wrap us all in cotton-wool and try and stop us having that fun. Please cooperate with the committee on these points or we may lose the site and let us hope for a wonderful Festival.

You may find that I have repeated things that have been said elsewhere in "Cowpat" but it is vital that you all know the rules. I hate being a "Jobs Comforter".

Now onto more enjoyable things, we had a very good workshop by Holm Struck in Feb. with a replica Eddy Kite and most people finished and have flown their kites. Then we have had Club Workshops to repair existing kites and cutting out new ones with members taking away vast quantities of ripstop to sew up. When all of this has been joined together we as a Club should have something in the sky that we think has not been done in this country, may be the world before. Can you wait for it, well it is hoped to have it for Weymouth but definitely for our Festival, so those that are sewing keep the machines well oiled and running so that we can sock it to the kiting world.

As I always ask every season for help at our Festival and at other festivals, workshop and displays. This year is no different from other years and help is always wanted so please come forward with your assistance and you may find that you will enjoy it. With regards to the "Teddy-bear" pole, we are still having trouble in getting it insure (oh! that Health & Safety thing again) but never say die, I will keep on trying so that in tight places and windless days we can put a smile on children's faces again.

If you are at a loose end on 23rd of April, St George's Day, come to Belvoir Castle to fly the Flag and slay a dragon at their Kite Day which I am organising. Where is Belvoir Castle (pronounced Beaver) I hear you ask: well it is about 5 miles west of Grantham. It is just over 100 miles from Bibury. Those that came last year had a wonderful day, so lets hope for the same this year.

Well after the last issue of "Cowpat" when Pete the Ed asked me to keep it short, this issue he asked me to stretch it a bit. Well I think I have rabbited on long enough, so wishing you clean winds and tight lines and hope to see you all on the Flying Fields.
Neil.

Last but not least.

Well another mag put together and ready to send to Neil to be printed. I can't believe we are in April already the months seem to be flying past. Well summer is here again not that we've seen much of it yet! Still there are dates in the events in the diary to be attended and of course our own festival. Please offer your support in setting up on the Friday if you can many hands make like light work as they say, & then I'm sure it can be an enjoyable weekend for everyone. Then when it's over and you are sitting back reflecting on a wonderful weekend write me a line and tell me your highlights of the weekend let's all read about it in the next mag. Hope to see you on a flying fields somewhere soon with the sun shining and the cool breeze on our backs.

Tracy.

Club Merchandise Now Available

New club patch £1.50	The New club jacket £35.00	Cap £7.50
Legionaries cap £8.50	Cap with ear flaps £10.00	
Tee shirts	Polo tee shirts	
s-xl £9.00	xs-xl £14.00	
2xl-3xl £9.50	2xl £14.50	
	3-4xl £15.00	

Sweatshirts
Xs-xl £16.60
2xl £17.90
3-4xl £18.40

Festival sweat shirt
xs-xl £25.00

All above prices **do not** include post and packing if you like it posted to you please mail or ring us first for a price. To order please send your order with cheque to
W.H.K.F, P.O.Box 585, Swindon, SN2 4YR

Kite Flying Safety Tips

The NEVERS of Kite Flying

- Fly a kite in wet or stormy weather, try to keep your kite line dry.
 - Fly a kite near power lines, transmission towers or aeriads.
 - Fly a kite with wire or anything metallic in the line.
 - Fly a strong pulling kite without wearing GLOVES.
 - Leave odd bits of flying line etc on the flying site.
 - Fly a kite at over 200 feet*.
- *Kite festivals may have C.A.A. clearance to fly higher....ASK!

The Things to AVOID

- Motorways, roads, car parks railway lines or buildings
 - Airfields and low flying air traffic patterns.
 - Members of the public....stunt flyers please take care!
 - Those kite eating trees.
 - Animals, they can be frightened by kites.
- Remember...your kites can get really quite lonely up high in the sky, just occasionally, look up and give them a little SMILE.*

AND PLEASE, MIND THOSE POWER LINES!

Where the WHKF go to fly their kites

WHITE HORSE KITE FLYERS fly at Barbury Castle Country Park, Wroughton, Swindon, Wilts on the SECOND Sunday of each month
Will YOU be there?

Local WHKF contacts are:

Neil Harvey on: (01285) 740295

Arthur Dibble on: (01635) 865976

Dave Robinson on: (01793) 824208

COWPAT HILL

Journal of the White Horse Kite Flyers

Editor Tracy Willis

WHKF, 21 Alton Close Penhill Swindon Wilts SN2 5HF

Tel 01793 706516

E-mail cowpat.ed@whkf.org.uk

Club Subscription: £12.00 (One year UK)

(including postage and kite flying insurance)

Whilst every care is taken when compiling this journal the WHKF cannot accept responsibility for any errors or omissions which may occur.