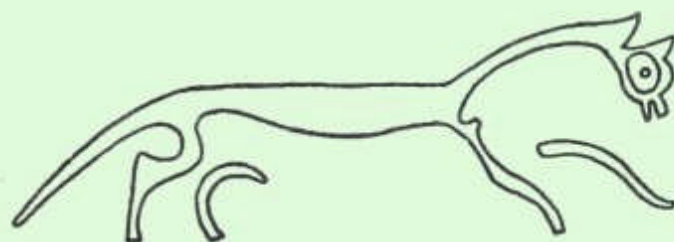


# COWPAT HILL



The Quarterly Kite  
Journal of the....  
White Horse Kite Flyers.

Published during the  
Spring, Summer,  
Autumn and Winter.

COWPAT HILL has been written, edited, produced, and  
printed entirely by WHKF members.

SUNBURST

*Custom Colour Schemes Available*

CONTACT  
DAVE TOMLINSON  
225 LOWER WAY  
THATCHAM  
BERKSHIRE  
RG13 4TP  
TEL 0835 72186

KREATIVE KITES

# SUMMER QUARTER 1992

July - September

Volume 3, Issue 3

## C O W P A T    H I L L

The kite journal of the  
White Horse Kite Flyers

Kite n. light papered frame flown in  
wind.

Discounts on kite sales from:  
Dave Tomlinson of KREATIVE KITES  
(inside cover),  
offering WHKF members 5% discount.


Richard Marsh of TRADEWINDS KITES  
(back cover),  
will allow WHKF members 10% discount with 6%  
on all credit card transactions.



## COWPAT HILL - The WHKF journal

### Dates for your Diary

July 4th	Commonweal School, Swindon * Lambourne (NBS)
July 4th-5th	Shrewsbury
July 11th	Blewbury (NBS)
July 12th	Club meeting at Barbury
July 18th-19th	Monmouth
July 25th	Pewsey Scouts *
August 2nd	Middle Wallop
August 9th	Club meeting at Barbury
August 16th	Hengistbury Head
August 29th-30th	Portsmouth *
August 31st	Thatcham Show (NBS)
Sept 5th-6th	Bristol
Sept 13th	Club meeting at Barbury
Sept 19th-20th	Dieppe
Oct 4th	Old Warden
Oct 11th	Club meeting at Barbury (One sky one world)
Nov 8th	Club meeting at Barbury
Dec 13th	Club meeting at Barbury



\* Shows or Festivals at which we have been asked to put on displays. As our fame spreads others will be added to the diary. Offers of help will be welcome. NBS indicates events organised by the Newbury Building Society.

Working on the basis that you will need wind to fly kites...  
All the above events must be subject to local weather/flying conditions.

---

AGM Reply Slip (Please detach and return to Neil or Dave)

Name(s):

I/we would/wouldnot like the club to have a combined AGM/Annual dinner.

(delete as appropriate)

Signed:

Date:

## Editorial

### Sorry! Sorry! Sorry!

I apologize for the error in the puzzle in the last edition of Cowpat. You may have realised that you cannot have a word with three consecutive letters the same. In the bottom left hand corner it should read 12,9,9 and not 12,12,12. I hope that it didn't spoil your enjoyment, my wife hasn't let me forget it. I hope that there are no errors in this edition's puzzle.

Dave Jones  
Editor Cowpat Hill  
15 Bucklebury Close  
Stratton St Margaret  
SWINDON  
SN3 4JH

The festival season is well and truly with us, life is really hectic at the moment, I've lost count of the number of plastic sleds that I've made. In spite of the weather I think you'll agree that the Lydiard festival was very successful. Thanks to all those members who helped in any way.

The festival at Greenham Common has also come and gone, what a sight for a kite festival. Thank you to all the people who helped make it such a great day out but special thanks to Arthur Dibble and Dave Tomlinson (they even managed to book good weather).

It is impossible to thank everyone by name but I would like to publicly thank all those people who have helped at all the events, big and small, keep up the good work.

The AGM will soon be upon us again. This year the committee would like to combine this with an annual dinner. If you are in favour of a combined AGM/Annual dinner or if you think it's a silly idea then please complete the slip on page 4 and return it to Neil Harvey or Dave Robinson asap. If you don't wish to damage your magazine then just tell them your views next time you see them. If we are going to book somewhere we will have to act soon.

A new range of club leisurewear is now available, the badge is embroidered and not printed onto the garments, see page 12 for more details. Look out for them at festivals and at Barbury, they look very smart.

I hope our friends in America like the recipe and photo, let us know what you think.

Finally, plastic kite tails have been found at Barbury, can club members be extra careful in the future.

Rick Brown - as promised in the last issue .



# PUZZLE PAGE

By Dave Jones

O	S	A	C	E	T	D	E	L	T	A
K	L	F	K	O	R	A	G	E	H	P
K	E	D	K	U	D	V	A	M	A	N
A	I	O	A	K	I	O	N	D	O	T
Y	L	F	I	X	A	M	O	N	M	L
O	W	F	L	E	R	L	F	E	T	I
L	F	Y	D	O	O	I	B	O	X	F
F	O	R	M	C	L	T	E	P	E	L
T	P	G	N	I	L	E	R	A	R	A
O	A	E	D	W	N	Y	C	R	A	F
R	R	E	P	S	E	N	O	L	I	O

## KITE TYPES

Use your skill and judgment to find as many types of kites as you can (all names taken from Paul Morgan's new book- no commission).

Starting with the central letter trace the path from one square to an adjacent square (you can only move up, down or sideways, no diagonal moves). The first letter of each name is adjacent to the final letter of the previous name. When you have finished each letter will have been used once and only once. How many kites can you find?

# Festival Feedback

Dear Members

I would like to thank all the members of the White Horse Kite Flyers who came along to the Raychem Family Fun Day recently to give a demonstration of kite flying.

All in all Raychem raised about £3000 which is to be split between three chosen charities. The NSPCC will receive an amount of £1000 which has been made possible by the hard work of everyone involved.



The Kite Festival at Lydiard Park in May also raised £1000 for the NSPCC, despite awful weather conditions on the Saturday.

Thank you all for supporting the NSPCC through your sport and I look forward to working with you again, for the benefit of the children of Swindon.

Yours sincerely

Glenis Wicks

Area Appeals Manager.

Dear Members

Just to thank you all for your help at our own festival, Greenham Common and the other displays this season. You have all played a part in these displays; some more prominently than others, but it takes all sorts of help no matter how small it may seem, to make an event run smoothly. As Chairman it pleases me to see everyone helping and enjoying themselves. We were not blessed with the best of weather this year, but a happy weekend was had by all. We did not lose money. The NSPCC raised about £1100. Full details to follow later.

The windsock has had great success, at kite meetings around the country, at getting the WHKF club better known.

Once again, keep up the good work and my thanks to you all.

Neil.

## Rokkaku Results:

### SINGLES:

1. Dave Tomlinson
2. Martin Dibble
3. Daryl Wilkinson
4. David Shakespeare
5. Martin Croxton
6. Arthur Dibble

### TEAM:

1. Dave Tomlinson
2. Martin Croxton
3. {Team Vertigo - Simon Dan, Richard Marsh, Daryl Wilkinson  
{Team Avon Yellow - Kevin Lewis, Tony Baker
5. Peter Capling
6. Team Top Marx - Ray & Toody Oakhill, Drew Dalgleish

# The Windsock

Sue Harvey

Oh great wonderous sock in the sky  
My how grand you look now you fly  
For 10 whole weeks Neil toiled and sweat  
Husband, father, we seldom met!  
After tea Neil would disappear  
I'm working on the windsock, won't be long dear  
How I cursed you and how I sighed  
Please Neil, join us and be by our side  
The house is quiet, we wonder why  
Look there is the windsock high in the sky!  
No more machining or disturbed nights  
The end of the windsock, the end of our plight  
To have our peace shattered and home upside down

The words "windsock" makes our brow frown  
We hear these words mentioned on the phone  
The whole family cry out a disheartening groan  
We all looked shocked, then with a smile  
Say "Come on Neil, you'll do it in style  
It will only take you a little while".





# What Knot?

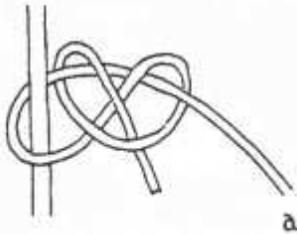
John Browning

All kite makers and flyers use knots. We use the ones we know and most of us know that there are some knots which could be quicker or easier or safer or more elegant or more easily undone than those we sometimes use. We know this because we botch and tie the most horrible tangles to be quick and.....! Who wants to be fiddling about when the most important thing is to have your kite up and flying?

I would like to make some suggestions, pass on some knots which may be useful and invite others to share theirs.

Here are some which I have found useful.....

To tie the bridle onto a Fighter, use a LOBSTER BUOY HITCH.....



from the front pass the bridle line through the covering, round the spine and back through.

Pull (a) to tighten.

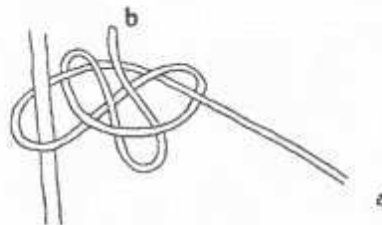
For all I know, this knot is just as good for larger kites. I've never had one come undone. It is a pretty general purpose knot. Use it to tie your flying line to the ring on a swivel and.....and.....

AND if you take a loop, it can be slipped to give a quick release.

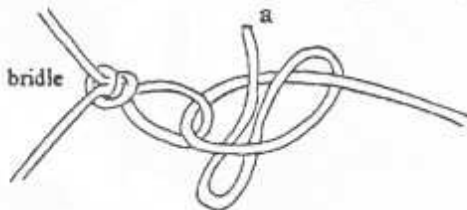
## SLIPPED LOBSTER BUOY HITCH

Pull (a) to tighten

Pull (b) to spill the knot



To tie the flying line onto the bridle loop of a Fighter so that it can be removed easily after flying use a ....



## SLIPPED OVERHAND KNOT

After flying, pull on (a) to spill the knot

The above knot works well with the thin line used for small Fighters. It is not safe for more slippery or larger line.

For tying the flying line to a loop on larger kites use the.....



## TILLER HITCH

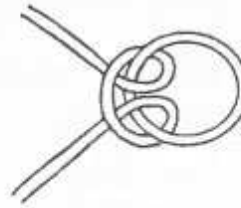
(SLIPPED BECKET HITCH)

After flying, pull on (a) for quick release.

If you use a ring on the bridle instead of a loop tied in it, you can easily alter the bridling point by moving the ring up or down the bridle to alter the angle of attack of the line. Attach the ring with a

### LARK'S HEAD HITCH

Take a loop in the bridle,  
push it through the ring  
and then pass it over the ring




The ring can be a flat fibre washer or a piece cut from polythene or PVC tubing. These work well for small kites. If you have a loop at the end of your flying line attach it to the ring with another Lark's Head.

For bigger kites, where thicker bridle line and a stronger ring are needed, the Lark's Head works, but it is apt to slip up, down or off the bridle when there is no tension on it (especially when the kite is in its bag).

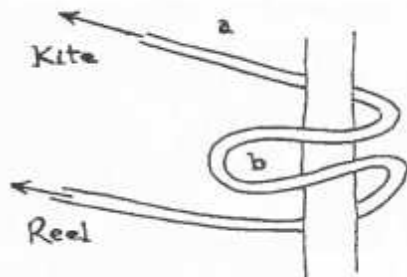
To stop this happening....

Take a loop (a), pull it away from the ring, twist it one turn and slip it over the ring:



No more lost rings!

When you have your kite aloft and your reel in your hand and then want a secure but quick release, try the .....

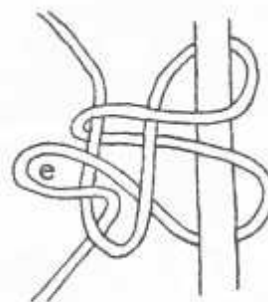
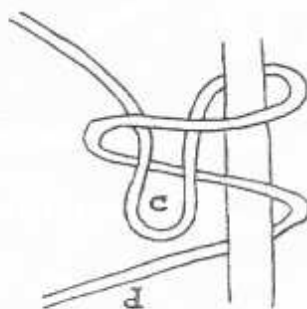


### MULTI-HIGHWAYMAN'S HITCH

Take a loop in the line.  
Pass the loop around the post

Take a loop in (a) and pass it  
through loop (b) to form loop (c)


Take a loop in (d) and pass it  
through (c)



So far, this is the straight Highwayman's Hitch. It can work well on a round post, but it is not secure on a square section post. So take another loop on the kite side and push it through the last loop (e) and again take a loop on the reel side and push through the last loop. You can keep going for ever, but make sure the last loop is taken on the reel side. Leave enough line on the reel side to allow the reel to sit on the ground. The quick release - and it is very quick - is by pulling the line on the reel side. Just what you may need if a quick reaction is needed. The lovely thing about this hitch is that it is quick, easy and saves you having to pass the reel around anything. Try it on the table leg and see how useful it can be.

More to follow in the next issue.

## Recipe for America



After using a recipe from the Westport Windriders newsletter, I thought it would be nice to include a traditional Wiltshire recipe in this issue. Perfect for kite flyers on both sides of the Atlantic.

### WILTSHIRE LARDY CAKE.

Stir together in a mixing bowl the following ingredients:

- 1lb Plain flour
- Pinch salt
- Sachet of "Easybake Yeast"

Add the following to the mixture and mix well to make a thick dough.

- 1/4 pint water
- 1/4 pint warm milk.

You will also need:

- 6oz Brown sugar
- 6oz Pure lard
- 6oz Mixed fruit
- 1/2 teaspoon Mixed spice

Mix the fruit and spice together before use.

Roll the dough into an oblong shape, approx. 6" by 12". Dot the dough with 1/3 of the lard then sprinkle 1/3 of the mixed fruit and 1/3 of the sugar over. Roll up the dough trapping the fruit etc. Turn 1/4 of a turn and roll out again.

Do this twice more until the fruit, sugar and lard are used up.

Roll out to the size of your baking tin (8" by 11"). Grease the tin and place the now heavy mix into the tin. Score the top with a sharp knife.

Leave in a warm place to rise for about 90 minutes until it has doubled in size. Place in a hot oven at 400 deg F or Gas mark 6 until brown (about 30 minutes). Remove from the oven and leave in the tin so that the fat is soaked back into the cake (about 20 minutes). When cool, glaze with a mixture of sugar and water (3 tablespoons of brown sugar & 2 tablespoons of water - heat to dissolve). Brush over the top of the cake with the above mixture. When cool and set remove from the tin. Make sure you remove it before it sticks to the tin.

*Banana & fruit to loaf to follow in the next edition, glad you liked it.*

### \*\*\*\*\* Police Five \*\*\*\*\*

Police were called to Commonweal School on Saturday following complaints from the air show at Wroughton. Two men were seen flying something that resembled a pair of jogger's legs. One man, described by police as "short, plump and going bald" was actually seen running across the field towing the legs. The other, described as "tall, slim with glasses", seemed to be laughing at this sight.

Police issued this warning: "If you see two men answering these descriptions towing a pair of legs on the end of 200ft of rope then, approach with caution, they may be insane!"

**JMM Embroidery Ltd.**  
Unit 41, Pembroke Centre  
Clancy Manor Industrial Estate  
Swindon  
Tel: 0793 420880  
Supplier of the new range of club leisurewear

## Answers to Jane's Puzzle

1	2	3	4	5	6	7	8	9	10	11	12	13
Q	H	E	S	M	X	G	L	B	Y	D	O	Z
14	15	16	17	18	19	20	21	22	23	24	25	26
W	U	R	F	A	I	N	C	T	P	J	K	V

## WHKF Leisurewear - Price list

The following items are available (see Dave Robinson with your orders)

ITEM	SIZE	PRICE(£)
Sweatshirt	S,M,L,XL,XXL	15.00
Polo-shirt	S,M,L,XL,XXL	11.00
Tee-shirt	S,M,L,XL,XXL	6.50
Rugby shirt	34-36,38-40,42-44,46-48	17.50
Caps	One size	6.00

All items available in Kelly Green, children's sizes available in some items, see Dave for details and prices. Other items to follow.

## Kite and Material Stores to Try

### THE KITE STORE

48 Neal Street, LONDON WC2

### KITE and BALLOON Co

613 Garratt Lane, LONDON SW 18

### MALVERN KITES

The Warehouse, St Annes Road, Gt. Malvern

### KITEABILITY

2 Garfield Road, Enfield, Middlesex EN3 4RP

### DUNFORD KITES

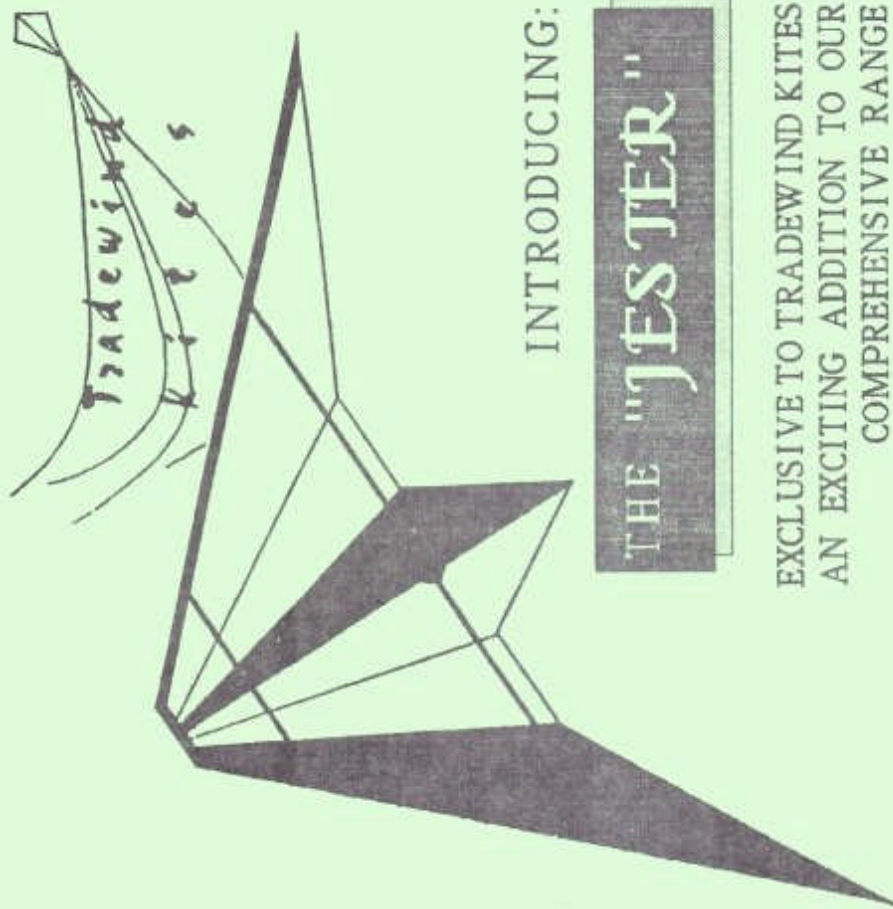
Cochrans of Oxford Ltd., Leafield, OXON

Any or all of the above should be able to supply materials etc. that you may require to build your kites, why not send for a catalogue and see.

Remember, send a stamped addressed envelope.



❖ HIGHFLYERS ❖ PETER POWELL ❖ FOSKETT KITES ❖ TOP OF THE LINE ❖ ACTION KITES ❖ GREENS ❖ RARE AIR ❖



INTRODUCING:

## THE "JESTER"

EXCLUSIVE TO TRADEWIND KITES  
AN EXCITING ADDITION TO OUR  
COMPREHENSIVE RANGE

6 HARRIS ARCADE READING RG1 1DN  
Tel: 0734 568848

## THE "JESTER"

### Jester Features:

- \* All Carbon Fibre Frame
- \* 80 Wingspan
- \* Dual Standoffs
- \* High Quality Ripstop Sail
- \* Wind Range 5-20 m.p.h
- \* Crisp, Precise Turns
- \* Exceptional Balance for Groundwork and Stalls
- \* Custom Colour Options

Mail Order Available—Phone for Details

❖ SKYNASAUUR ❖ REVOLUTION ❖ MORGAN ❖ BANSHEE ❖ FLEXIFOIL ❖ SPEEDWING ❖ DUNFORD ❖ SHANTI ❖

## COWPAT HILL - The WHKF Journal Kite Flying Safety Tips

- The NEVER'S of Kite Flying
  - Fly a kite in wet or stormy weather, try to keep your kite line dry.
  - Fly a kite near power lines, transmission towers or aerials.
  - Fly a kite with wire or anything metallic in the line.
  - Fly a strong pulling kite without wearing GLOVES.
  - Leave odd bits of flying line etc on the flying site.
  - Fly a kite at over 200 feet\*.
  - \*Kite festivals may have C.A.A. clearance to fly higher.....ASK!
- The Things to AVOID
  - Motorways, roads, car parks railway lines or buildings.
  - Airfields and low flying air traffic patterns.
  - Members of the public....stunt flyers please take care!
  - Those kite eating trees.
  - Animals, they can be frightened by kites.
  - *Remember...your kite can get really quite lonely up high in the sky, just occasionally, look up and give them a little SMILE.*
  - ....AND PLEASE, MIND THOSE POWER LINES!

## Where the WHKF go to fly their kites

WHITE HORSE KITE FLYERS fly at Barbury Castle Country Park, Wroughton, Swindon, Wilts on the SECOND Sunday of each and every month!

Will YOU be there?

Local WHKF contacts are:

Ron Gunter on: (0793) 770784  
Neil Harvey on: (0285) 740295  
Arthur Dibble on: (0635) 865976  
and  
Dave Robinson on: (0793) 824208

## The COWPAT HILL Journal

Journal of the White Horse Kite Flyers

Editor: Dave Jones

Club Subscription: £3.00 (One year UK)  
(including postage and kite flying insurance)

Whilst every care is taken when compiling this journal the WHKF cannot accept responsibility for any errors or omissions which may occur.