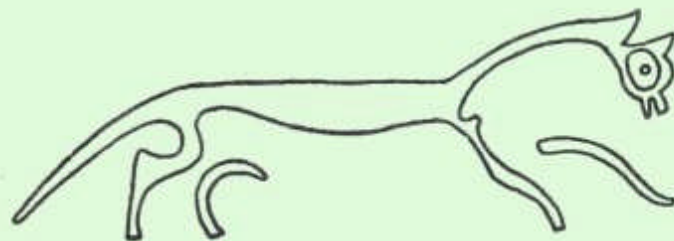


COWPAT HILL



The Quarterly Kite
Journal of the....
White Horse Kite Flyers.

Published during the
Spring, Summer,
Autumn and Winter.

COWPAT HILL has been written, edited, produced, and
printed entirely by WHKF members.

SUNBURST

Custom Colour Schemes Available

CONTACT
DAVE TOMLINSON
225 LOWER WAY
THATCHAM
BERKSHIRE
RG13 4TP
TEL 0835 72186

KREATIVE KITES

AUTUMN QUARTER 1992

October - November

Volume 3, Issue 4

COWPAT HILL

The kite journal of the

White Horse Kite Flyers

Kite n. a light frame of wood and paper constructed for flying in the air.

Discounts on kite sales from:

Dave Tomlinson of KREATIVE KITES

(inside cover),

offering WHKF members 5% discount.

Richard Marsh of TRADEWINDS KITES


(back cover),

will allow WHKF members 10% discount with 6% on all credit card transactions.

COWPAT HILL - The WHKF journal

Dates for your Diary

Oct 4th	Old Warden
Oct 11th	Club meeting at Barbury (One Sky One World)
Nov 8th	Club meeting at Barbury
Dec 13th	Club meeting at Barbury



Working on the basis that you will need wind to fly kites....
All the above events must be subject to local weather/flying
conditions.

Kite and Material Stores to Try

THE KITE STORE

48 Neal Street, LONDON WC2

KITE and BALLOON Co

613 Garratt Lane, LONDON SW 18

MALVERN KITES

The Warehouse, St Annes Road, Gt. Malvern

KITEABILITY

2 Garfield Road, Enfield, Middlesex EN3 4RP

DUNFORD KITES

Cochrans of Oxford Ltd., Leafield, OXON

Any or all of the above should be able to supply materials etc. that you may require to
build your kites, why not send for a catalogue and see.
Remember, send a stamped addressed envelope.

Editorial

Happy Christmas

I know it's a little early for tidings of goodwill, but I won't get another chance. A year has now passed since I took on this job and I would like to thank all those people who have given help and encouragement during that time.

The plans for the AGM have been finalised. It will take place on Sunday November 8th at 3.30pm in the Calley Arms at Hodson. The landlord has kindly agreed to open the bar for us. This is a normal club meeting day so no excuses for not turning up. It seems like an ideal way to end a days flying.

The club meeting in October coincides with One Sky One World. The club has managed to get 1500ft clearance from the CAA for that Sunday, so don't forget your long lines.

Congratulations to Martin Croxton on retaining the UK Team Rokkaku title. He is the only person to win it two years running. So well done Martin, make it three in a row next year.

Our fame has spread to Cornwall, Cornish Kites from Mullion send us their good wishes via Arthur.

Whilst talking of Arthur, he tells me that the club stunt display team are now kited out and that they have been practising hard, when other commitments allow, and that they should be ready for next season. Good luck lads.

Dave Robinson has just received a new supply of polo shirts, sweat shirts and hats. If they haven't got your size why not order one, we can order single items and they are usually ready in

Dave Jones
Editor Cowpat Hill
15 Bucklebury Close
Stratton St Margaret
SWINDON
SN3 4JH

about a week. Why not order one for Christmas?

I hope the members of the Westport Windriders liked the traditional Wiltshire lardy cake. I see from your newsletter that some of you tried making one. This month we have one of our committee's favourite recipes, Banana Cake, kindly supplied by Jane, my wife. Please let me know what you think of the recipes or maybe you would like to send me the recipe for your favourite kiting snack?

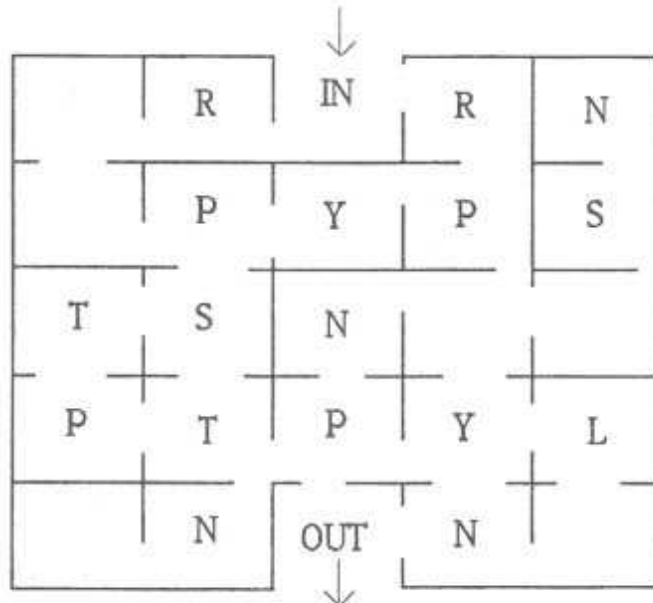
Since the last edition of Cowpat our numbers have swelled to over 100 family members, so welcome to all our new members. With all these members it should be easy to fill the pages of our magazine. It would be nice to see articles from some of our other members instead of leaving it to the same few all the time.

John Browning and Arthur Dibble have both set you challenges in this issue, so shake off the apathy and put pen to paper. There must be dozens of great articles just waiting to be written. Most kite magazines contain plans for kites, so how about it?

Finally to all our regular contributors thank you and keep up the good work. To all our irregular contributors - how about giving it a go?

PUZZLE PAGE

Jane Jones



100

Work your way through the maze, you can pass through empty squares, as well as those with letters in them, but do not cross any unbroken lines. The letters on your route will spell out, in the right order, a useful item for kitemakers, except that the vowels will be missing. They are waiting for you, in the right order, at the exit.

Answers to last months puzzle.

There were 19 different kites. They were:

- | | | | |
|----------|-----------|-----------|-----------|
| ROLLER | CONYNE | SPEEDWING | PARROT |
| FLOWFORM | CODY | FLEXIFOIL | YAKKO |
| SLED | FACET | ROKKAKU | DIAMOND |
| NOVA | MEGADELTA | PHANTOM | LITEFLITE |
| BOX | FLARE | PARAFOIL | |

How many did you find?

Sky Chat

Dear Members

The '92 Season of Kite Flying draws to a close. I believe that we have had a pretty good year - weather excluded. We have made a few mistakes but many more friends with our displays. The 1993 diary is now starting to get booked so we can look forward with confidence. DON'T FORGET - the AGM comes round again in November. It is your chance to tell the Committee what you think of them and vote for the new committee. I would also like you all to think of something large and spectacular for our displays next season. The windsock this year has been a great success. Once again and personally I would like to thank members for their time and help at all the displays etc. this season.

Neil.

Recipe for America



Jane's Banana, Raisin and Nut Loaf

Ingredient s

4oz margarine
8oz self-raising flour
2oz sugar
3oz raisins
1oz chopped mixed nuts
2 medium bananas, mashed
1 egg
2 tablespoons milk

Method

Melt the margarine in a small pan (or in the microwave). Place the flour, sugar, raisins and nuts in a basin and mix together. Add the bananas, the egg beaten with milk and the melted margarine. Beat until the ingredients are well mixed.

Place the mixture in a greased 2lb loaf tin. Bake in the centre of the oven (350 deg F/180 deg C/Gas mark 4) for 75 minutes or until risen and firm to touch. Turn the loaf out onto a wire rack to cool.

Advice, Hints & Tips

What can you do with Ripstop Offcuts?

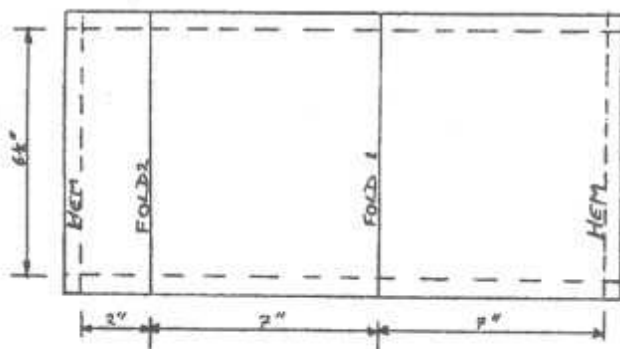
Here is an idea from our Vice Chairman - Arthur Dibble, to solve two kiteflyers' problems.

- 1). What to do with ripstop offcuts
- 2). How to stop sets of control lines getting tangled with each other.

If you are like me and have a selection of lines for various kites and conditions I expect that you get the same problems as I do. You take out a set of 100ft. of 80lb Spectra and the snap-swivels catch on your 250ft. 200lb Dynema. If this sounds familiar, try this solution.

Dimensions are given for heavy duty Peter Powel handles, but can be altered to suit other types. Cut out the ripstop as shown and hem the two short edges. Fold over leaving one side 2 inches longer than the other, seam the two sides. Turn the bag thus formed the right way out and fold over the excess. Turn in the seams and sew down the edges. This should form an envelope into which you can put the lines. Your own design can then be added to the outside but don't forget to label the bag with line details.

OK. that's my idea for using up ripstop, anybody else got any ideas?



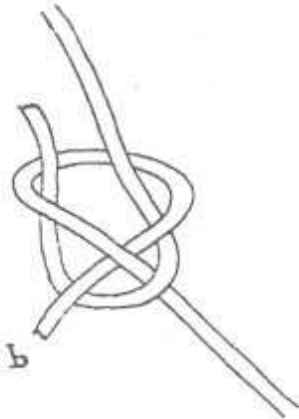
PLAN OF COMPLETED BAG.



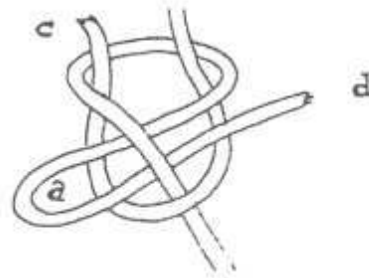
What Knot? - part 2 John Browning

To tie two ends together securely, then for most purposes, a

SHEET BEND is best:



If you slip it by putting a loop (a) through instead of the end (b):

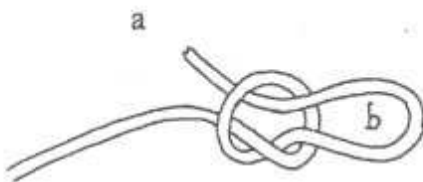


you have a SLIPPED SHEET BEND which is the same as the Tiller Hitch except that the end (c) is free. Pull (d) and you spill the knot.


If the lines to be joined are thin and slippery and you want quick release, try the.....

SLIPPED LOOP - OVER - LOOP

1. Tie one slip knot with the short end (a) as shown. Tighten the knot, leaving loop (b) open.



2. In the other piece of line, tie a slip knot with the short end (c) as shown.

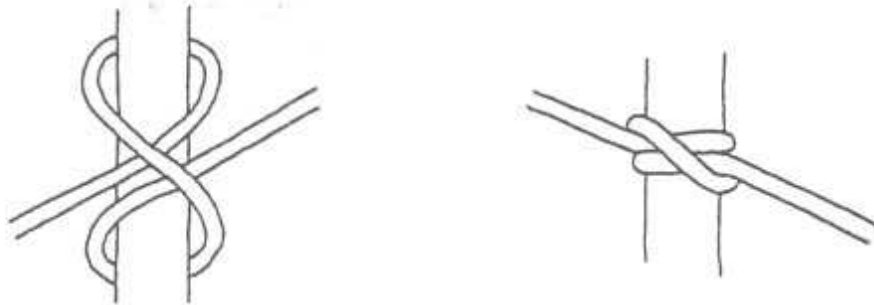


3. Slip loop (d) over all of knot 1 and pull on (e) to tighten knot 2 behind knot 1.

To release, pull (a) to spill knot 1, slide off knot 2, pull (c) to spill knot 2 and Hey Presto! I have used this with nylon fishing line and it has never let me down. It seems a bit laborious to tie, but it is only two simple slip knots and they can be tied very quickly. Try it.

If you want to tie a line from spar to spar (eg. a perimeter string), the usual knot is the

CLOVE HITCH

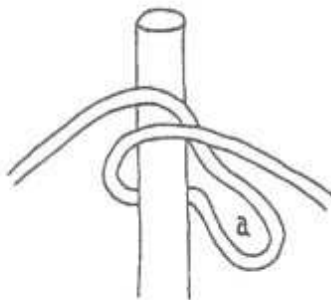


Provided the ends are kept under tension, the Clove Hitch is fine, but it doesn't grip well and it can slip.

A better knot is the.....

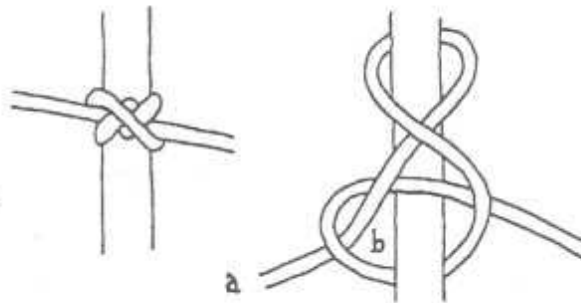
CONSTRUCTOR KNOT

Method 1.



Put loop (a) over end of spar

Method 2.



Tie a Clove Hitch and put end (a) through loop (b).

If you can put a loop over the end of the spar, Method 1 is easy. If you have to tie the knot around a spar use Method 2.

The Constrictor Knot binds extremely well - so well that it is very difficult to untie. Make sure it is correctly positioned before you tighten it.

There are lots of lashings to tie two cross members - some tidier than others (one of the tidiest is used by Steve Brockett - taught to him by a Scottish nurse, I think . I can't remember it though).

A neat lashing which wraps and ties and binds tightly in one go is the....

TRANSOM KNOT



To make the lashing even more secure, tie another Transom Knot on the reverse side.

I hope that some of these knots will be useful to you kitemakers and flyers. There should be enough controversy raised by my suggestions to make somebody cry.....

"Oh no it isn't. The best knot for that is....."

Well come on then. What is the best knot for.....?

You've been challenged, lets have your ideas for the next copy of Cowpat.

WJKF Leisurewear - Price list

The following items are available (see Dave Robinson with your orders)

ITEM	SIZE	PRICE(£)
Sweatshirt	S,M,L,XL,XXL	15.00
Polo-shirt	S,M,L,XL,XXL	11.00
Tee-shirt	S,M,L,XL,XXL	6.50
Rugby shirt	34-36,38-40,42-44,46-48	17.50
Caps	One size	6.00

All items available in Kelly Green, children's sizes available in some items, see Dave for details and prices. Other items to follow.

JMM Embroidery Ltd.

Unit 41, Pembroke Centre

Chesey Manor Industrial Estate

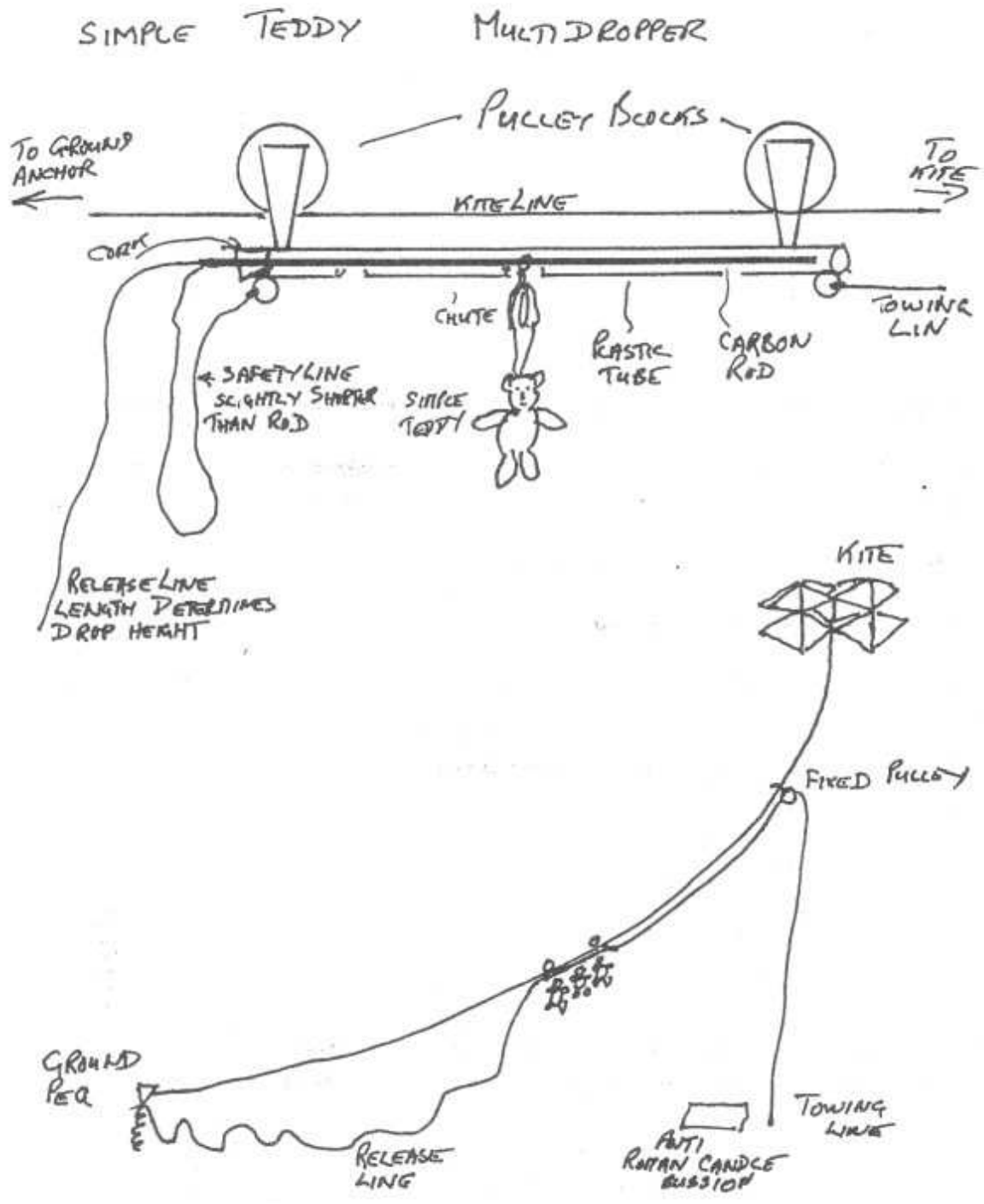
Swindon

Tel: 0793 420880

Supplier of the new range of club leisurewear

Plans

Yet another idea from Arthur Dibble for all you parachuting teddy freaks.



Westport Kite Festival 1992 (and other things)

This year (1992) Martin Croxton, Dave and Janet Robinson, myself and one hundred teddy bears went to Westport for the June kite festival.

The journey started at Heathrow where we had our first problem - the bears had not paid their fare. £60 was handed over and we were allowed to board our flight for Seattle. Dave and Janet kept awake, my camera was packed away so they must have had an eye on my champagne. We visited the cockpit to see what happens - not a lot! The water in the aircraft ran out so there was no coffee or tea. Disappointingly, we had to survive on beer, wine, whisky, orange juice etc. It was an uneventful ten and a half hours.

On arrival at Seattle we were greeted by the Mocks who had volunteered to help us by taking our equipment and the teddy bears off us until our arrival at Westport. It was fortunate that Don and Jeanne were there for they were able to take us to the Motel that I had booked without realising that it was a different one from last year. Our first day was spent in Seattle. We went to the Boeing Museum of Flight to see the Hargrave, Ra-Ra-Ra and Chinese Dragon Kites. The fact that there were aeroplanes there was a coincidence. Wrong Way Corrigan's aeroplane is there (he flew the Atlantic instead of across the U.S.).

After the museum it was a look round the city buying jeans, cherries, kite line etc. We had a trip on a Melbourne Tram. Later I was reminded of Wrong Way Corrigan when we tried to find the airfield for a flight around the city - it turned out to be a seaplane and we should have been looking for a lake!

Next day it was our trip to Mt. Rainier which is the second highest mountain in the lower 48 states (those south of Canada). It is a volcano some 14,400 + feet high and can be seen over 150 miles away. We started with a train ride, behind an old steam logging locomotive, through a forest with spectacular views of the mountain. Afterwards, we drove up the mountain, again with fantastic views and unusual fauna. At the Interpretive Center (English = Visitor Centre) it seemed that we must have been very high as there were Tibetan monks there - I have the photos to prove it. The journey back to the motel was a bit on the hairy side. I lost our way, not realising that we had not gone quite far enough to turn on to the Interstate (Motorway). Even with my mistake it was still 2 miles shorter on the return journey.

After a night's rest it was off to the wild and woolly North, to Vancouver, to find Art Ross and Ray Bethal (2 kite fliers of note). The first thing that happened concerned our accommodation. Nearly everywhere was booked up due to a water engineers' convention. Eventually, with a concerned look, the lady in the agency obtained somewhere for us. Only when we arrived at the boarding house did we realise why the reason for her concern. The house was well decorated, the fabric of the bedrooms was expensive. The odd thing was the proprietors - two men

We went all over Stanley Park looking for Art Ross and Ray Bethal but all we found were a couple of racoons, a black squirrel and a lot of Canada geese. Martin and I went across the Capalano Suspension Bridge and then up Grouse mountain, which has spectacular views of Vancouver, whilst David and Janet went to downtown Vancouver to spend their pennies. The Capalano Suspension Bridge is frightening and I would advise anyone who is contemplating crossing it to take a clean set of underwear with them!

The next day we found Art and Ray in Vanier Park. Had I looked at my souvenir calendar of Vancouver earlier, I would have seen Ray in it and we would have known where to go in the first place. Art was flying the Red Baron - some 1200 square feet of parafoil and quite awesome. Ray was flying his stunt kites. We were very highly honoured by Ray as he stopped flying for 2 minutes to say hallo. Ray does not do much kite flying, only 11 hours a day 365 days a year (this year is a leap year so he must do something else).

After leaving Ray and Art it was off back to Tacoma, one night there in the same motel and then a look around Tacoma, Olympia and a trip over the Tacoma Narrows Bridge (which didn't fall down for us - please see Pathe Video for 1940). We eventually found ourselves at Don and Jeanne Mocks' house, in Aberdeen, where we stayed for two nights.

The kite festival was about to start so were kitted out with Windrider T-shirts and Westport pins in readiness. The site, being down on the beach, has plenty of logs etc. to tie down to. Al and Creda Axton were there flying trains of Trilbys. Doug Hagaman was able to give Martin and I a good deal of help launching our parafoils. I even saw Dave and Janet fly a kite - but don't spread it around too much or they will lose their reputation. The organisation was very good indeed, stunters being kept well away from single line-kites.

Eventually came the time for the teddy bears to do their bit. Apart from a small snag at the start they all jumped safely. One of the final things we had to do was to show the Americans how to fight with Rokakkus. They were very sporting about it all, especially when they had to look in the forest for an hour to find their kites.

While we were at Westport we were entertained every night and the hospitality was excellent. We went to a party in the Veterans' Hall and the next night in a hotel. Then it was bonfire night with a barbecue.

It was a pity that it was all over much too quickly and eventually it was time for us to go home. To try to mention everyone would be difficult and in no way casts anything on them because everyone was just great. Pic-a-Patch Kites with Jeri and Richard must have special thanks though, for organising everything and for the accommodation.

Doug Jones.

"2nd Mince Pie Kite Fly In"

on

Monday December 28th

at

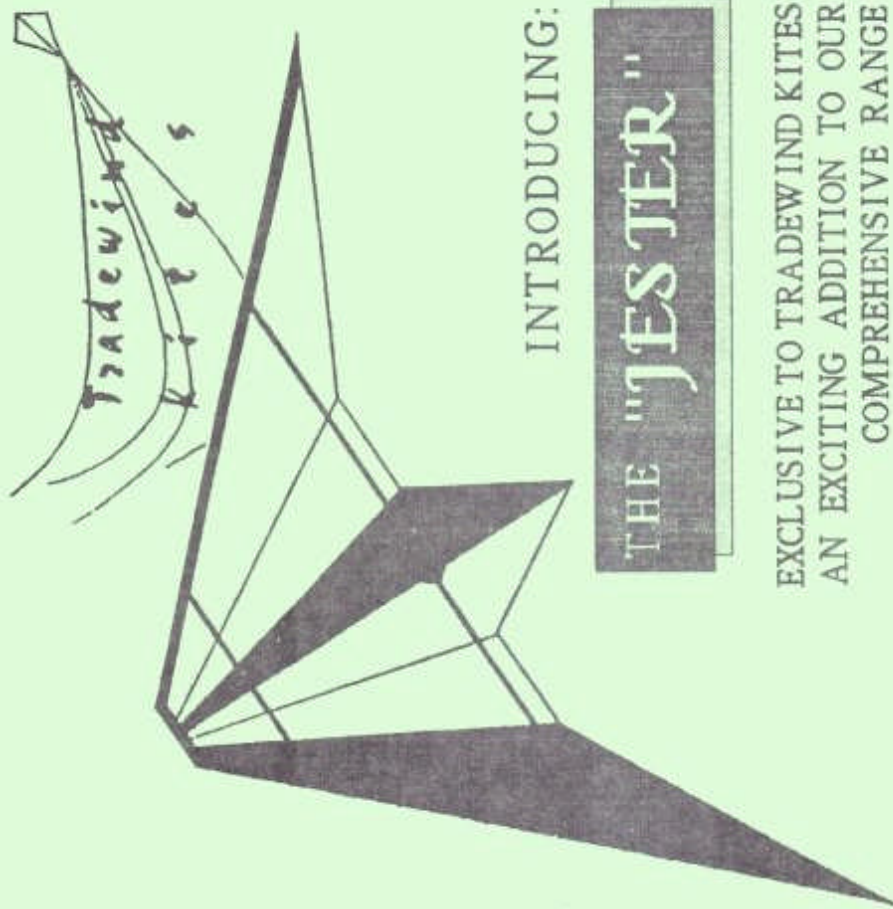
Arlington Pike, Bibury Glos.

(Just off the B4425 Cirencester to Burford road, Cirencester side of Bibury)

from 9.00am till dark.

Come along and enjoy some fresh Cotswold air and get away from the TV and Xmas pud. Mince pies and refreshments available. A collection will be taken for the Multiple Sclerosis Society. Don't miss a great chance to shake off the Xmas blues.

❖ HIGHFLYERS ❖ PETER POWELL ❖ FOSKETT KITES ❖ TOP OF THE LINE ❖ ACTION KITES ❖ GREENS ❖ RARE AIR ❖



INTRODUCING:

THE "JESTER"

EXCLUSIVE TO TRADEWIND KITES
AN EXCITING ADDITION TO OUR
COMPREHENSIVE RANGE

6 HARRIS ARCADE READING RG1 1DN
Tel: 0734 568848

THE "JESTER"

Jester Features:

- * All Carbon Fibre Frame
- * 80 Wingspan
- * Dual Standoffs
- * High Quality Ripstop Sail
- * Wind Range 5-20 m.p.h
- * Crisp, Precise Turns
- * Exceptional Balance for Groundwork and Stalls
- * Custom Colour Options

Mail Order Available—Phone for Details

❖ SKYNASAUUR ❖ REVOLUTION ❖ MORGAN ❖ BANSHEE ❖ FLEXIFOIL ❖ SPEEDWING ❖ DUNFORD ❖ SHANTI ❖

COWPAT HILL - The WHKF Journal Kite Flying Safety Tips

- The NEVER'S of Kite Flying
 - Fly a kite in wet or stormy weather, try to keep your kite line dry.
 - Fly a kite near power lines, transmission towers or aerials.
 - Fly a kite with wire or anything metallic in the line.
 - Fly a strong pulling kite without wearing GLOVES.
 - Leave odd bits of flying line etc on the flying site.
 - Fly a kite at over 200 feet*.
 - *Kite festivals may have C.A.A. clearance to fly higher.....ASK!
- The Things to AVOID
 - Motorways, roads, car parks railway lines or buildings.
 - Airfields and low flying air traffic patterns.
 - Members of the public....stunt flyers please take care!
 - Those kite eating trees.
 - Animals, they can be frightened by kites.
 - Remember...*your kite can get really quite lonely up high in the sky, just occasionally, look up and give them a little SMILE.*
 -AND PLEASE, MIND THOSE POWER LINES!

Where the WHKF go to fly their kites

WHITE HORSE KITE FLYERS fly at Barbury Castle Country Park, Wroughton, Swindon, Wilts on the SECOND Sunday of each and every month!

Will YOU be there?

Local WHKF contacts are:

Ron Gunter on: (0793) 770784
Neil Harvey on: (0285) 740295
Arthur Dibble on: (0635) 865976
and
Dave Robinson on: (0793) 824208

The COWPAT HILL Journal

Journal of the White Horse Kite Flyers

Editor: Dave Jones

Club Subscription: £3.00 (One year UK)
(including postage and kite flying insurance)

Whilst every care is taken when compiling this journal the WHKF cannot accept responsibility for any errors or omissions which may occur.