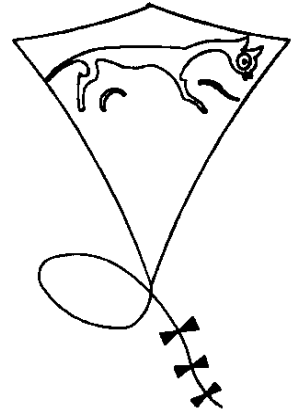


Cowpat Hill



WHITE HORSE KITE FLYERS
WINTER ISSUE 2006
JANUARY - APRIL

HAPPY NEW YEAR !!

Happy new year to all . well 2005 last flyin was a bit on the nippy side,
For all of them who braved the day !!! a few kite were flown and for the brave
or stupid ones who turned up a good day was had.

So into 2006 we go does not seem five minutes ago I said that about 2005.
The diary is filling up all the time, and the festival is well under way and it
won't be to long before we will be setting up the site for this year festival
On may 6th and 7th . so put it in your diaries now and if you can help on the
Friday to set up this would be great !!

So heres to a great 2006 and to all the events we attend as a club old and new .
And toall that warm sun and nice winds we are going to get !!!

Pete / tracy

Ps just in case you get your cowpat late this is our fault
As we have been sorting a 15th and 18th birthday out
And are a bit late in doing this issue (should be with neil by now
For printing as it's Wednesday.

White horse kite flyers
PO Box 585
SWINDON
SN3 4YR

Diary Dates 2006

W =Workshop, D = Display, T = Teddy bears

February

11th/12th Holm Struck workshop

12th Barbury Castle

March

12th Barbury Castle

April

9th Barbury Castle

29th 30th Weymouth Kite Festival

May

1st Weymouth Kite Festival

6th/7th SWINDON KITE FESTIVAL {W, D, T}

13th/14th Cleethorpes Kite Festival {W}

June

11th Barbury Castle

10th/11th Margam Park Kite Festival

15th/18th Fano International Beech Festival

17th/18th Southampton Kite Festival

17th/18th Bedford Kite Festival {W}

Please note all events are liable to alteration or cancellation for up to date information please check our web site www.whkf.co.uk

How did you get into Kites?

I always wonder where we get our interest in kites. My interest started when I was about 7. Yes I can remember. There was an old junk shop near to where I lived, and for one shilling you could buy an old wooden type radio full of valves and wheels and cogs from the tuning dial.

My father used to take me there, I would choose the biggest radio and take it home and basically butcher it.

Ok where do the kites fit in? Well one day we went in there and in the corner were some metal tubes and the man behind the counter gave me one to take home. Yes a Gibson girl.

So I went to the local shop to buy some string, what did I know about kites at seven?

My father took me to the local green and we got the big yellow kite in the air, it was fantastic.

However, my next outing did not go to plan, the string snapped, the kite came down on the main railway line on Barry Docks and with no chance of rescue it was never seen again.

So my interest for kites and radio was kindled in a little junk shop in Thompson Street Barry.

I have always had kites of some sort or other, mainly deltas. I even managed to wreck a delta in mid Atlantic while flying off the stern of the mv Geesthaven. It hit the sea and snapped the line.

Both my other hobbies involved working kites, amateur radio where we have lifted aerials aloft and falconry, where we train birds to dive to tit bits dropped by a delta.

Now, I never realised there were others out there bitten by the bug, until the first and last Barry Island kite festival. I got there with our local group the newly formed South Wales kite flyers.

There was this guy on the beach with a baseball cap covered in kite badges. He came and had a chat and from then on we have met at all sorts of kite festivals. It was of Course our friend, Ray Oakhill

He introduced me to wonderful things like dyneema and real kite line. ☺

So I suppose I cannot blame Ray entirely for getting me high on kites! I have been to the last three Dieppe festivals, went to Fano 2005 and we are booked for Dieppe 2006 and Fano 2006, oh and Swindon which I like very much. It is friendly, not too commercial. We can drive up to the arena and fly. I can't wait until the next one.

Well, we are just home from the workshop weekend where I learned a lot about kite making. Oh and something about unpicking thanks to Robert spiking the project ☺

I have today sorted out two kites that I made which had some problems; I used my new found sewing techniques to tart them up, so now they look much better.

Ceri

"Hospitality Plus"

I signed up for the Robert Brasington workshop at the Swindon Kite Festival in May, knowing that it would be popular and wanting to make sure of a place. I already had a Brasington kite that I bought off him at Fano in 2001, where I first met Robert and I admired the artistic quality of colours that he incorporated into his kites as well as the stability in flight and quality of construction.

After a long and arduous trip from Brighton, I arrived at the school gates where the workshop was to be held and where Pete Willis had very kindly said I could park my motorhome for the two nights AND with an electric hookup - luxury indeed! No sooner had I arrived than there was Electric Arthur knocking on the window to take me off to the Italian restaurant for a night of wild eating and drinking - they know how to enjoy themselves these White Horse Kite Flyers!

The following day, the sewing started in earnest, with seaming all the panels and hemming after that, which took most of the day for most of us. However, Arthur Dibble and Karl Longbottom had their kites framed up by that time, so experience won the day, but then it wasn't a race was it?

I did have an initial problem with lacing up the bobbin on my sewing machine, which I put down to poor instructions in the Singer guide, as I had not used this machine very much previously. My old machine, which according to John Barker sounded like a U-boat engine, was now relegated to my loft after thirty years of sterling work.

Saturday night saw us all going to the Blunsdon House Hotel for an excellent carvery meal. My chauffeur for the evening being Pete Willis, so no drinking and driving for the second evening out - thanks Pete.

Sunday saw most of us novices framing up and adding the finishing touches to the kite and a final photograph showed most, if not all kites, standing on their own with the proud makers standing behind.

I was good to see so many familiar and friendly faces through out the weekend - even Phil Scarfe popped in to say hello and offer help where needed, but there was no time to go for a pint - was there Phil? I was also pleased that my kiteflying mates Ceri and Jan Jones were there, as they are also great admirers of Robert's kites and they joined WHKF on the strength of finding out about the workshop.

I cannot finish without thanking all those lovely ladies who kept the tea, coffee and food supplies going throughout the weekend - Janet, Diane, Tracy and Marla (apologies if I missed someone out). Thanks also to Marla for emptying my wallet - though I did well from the raffle, and thanks of course to all involved in organising the event - Dave, Pete, Arthur et al.


I can only say finally, if you want a busy weekend amongst friends, do the next WHKF's kite making workshop - enjoyment guaranteed!
Ray Oakhill

Lobsters & Thieves: an Intriguing Connection


If you are in the habit of tying two bits of string together with a Reef knot -- beware.

The whole point of a Reef knot is that it is very easily upset and so it is ideal for tying reefed sails.

In a Reef knot, the short ends **A** and **B** are on the same side of the knot. **C** and **D** go around your kit bag. It is a binding knot, which can be very easily untied. Just pull the two end **B** and **D** and it upsets to a Larks Head knot, which can then be slipped off the straight bit **DB**:



Now, say you routinely tie up the neck of your kit bag with a Reef knot and suspect that someone has been tampering with your belongings. You find the Reef knot re-tied but somehow the contents of the bag just do not look like how you left them. What you do next time is to tie the bag using a Thief knot. The short ends **A** and **B** are on opposite sides of the knot.



It looks so much like a Reef knot that the person who has fiddled with your belongings or even 1.25cm'd something will not notice the difference and, after mucking about with your bag, will tie it up again, using a Reef knot. When you come back, you'll spot the difference and say "Ah Ha" (or something). Doesn't help to find the culprit - just lets you know that your bag has been tampered with. Bit like when James Bond puts a hair across the lock on his briefcase.

If, as I mentioned, you upset a Reef knot, you get a Larks Head. If you upset a Thief knot, you get a sort of Larks Head but with a difference; the thing is twisted:

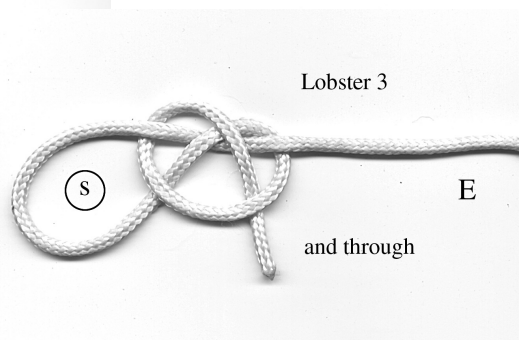

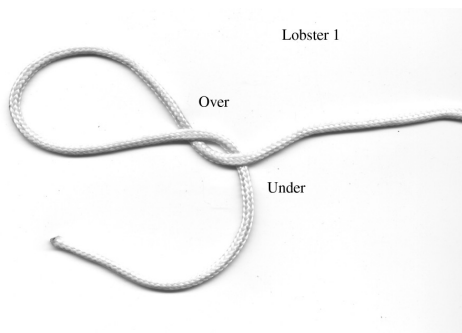


Upset Thief

I'm coming to the Lobster.....

If you tie an upset Thief knot, you get the makings of a Lobster Buoy Hitch and this is a very useful knot indeed.

Let me explain. If you want to tie a line to a post (say a kite spine or spar) and be sure that it won't come undone, use a Lobster Buoy Hitch.



There you go, over, under, through and through. The S is the spar. See how this is an upset Thief knot? When you pull on the end E, the hitch tightens around the spar and you have an excellent hitch, which will be firm and won't work loose. It is the only hitch you will ever need.

Nodus Operandi

Drinking the Sea (Learning to kitesurf) – part 2

Well, it's 3 years since part 1, so I thought it might be worth updating you on my painfully slow progress as I attempt to learn to kitesurf. Last time I recounted the antics of my brother and I, 5 miles off the coast of Torquay on a chilly November day (and night). This as it happened, was not the ideal learning scenario.

After this numbing ordeal I decided to leave kite surfing alone until the water was warmer and days longer. As the only kit I had was a board, (picked up at a bargain price from Richard Marsh) and with my nautical knowledge still limited, the only option was another lesson. This time I went to the north coast of Devon for a beach based lesson, rather than a deep-water boat based one. I thought this would be much easier and progression would be faster, as I wouldn't need to tread water for long periods of time, and the kite can be re-launched much quicker. Saunton Sands was the venue and with its 5 miles of sand and expansive shallows it's a great place for every type of kite flying, whether it's bugging or relaxing with a single line. The only problem on that day was the surf. This was ironic, as I have made many surfing (not kitesurf) trips to Saunton hoping for surf, and found it was flat. Anyway, the surf kept crashing over me each time I was ready to try and get up on the board. This invariably knocked me off. Over all no real progress was made. Practice was what the instructor recommended, but that was difficult without my own kite. With kites at £700 upwards (and most people having 3) I couldn't afford to buy new. Second-hand was limited and not cheap at that time.

I had wanted to make a leading edge inflatable kitesurfing kite (the ones you use a pump to inflate) for quite some time, but had not been able to find any plans. After a tip off from Phil Scarfe I eventually found a website ran by a guy in the US who used a specialist piece of software called Surfplan to design kites. He had put the plans of the ones that worked on the net, along with basic construction tips and a forum for builders to exchange tips (zeroprestige.org). This was excellent. I decided to make an 8.5 metre kite, as it would be a manageable size for a first project of this type, and not too expensive to make. The pattern making, sourcing the Dacron fabric for the leading edge and ribs, and finding the inflatable bladders was all quite challenging. The pattern was printed out on 200 plus pieces of A4 and glued together... The Dacron came from Bainbridge direct in Southampton, and the bladders were a discounted Flexifoil set, that happened to fit. The actual sewing was easy and quick compared with making foils, although large pieces of Dacron are rather stiff and not that nice to work with. After several months it was complete, and it flew well (picture 1). Using it for kitesurfing in the water at Exmouth was attempted, but it was just too small for all but the windiest of days. Windy days at Exmouth tend to be gusty, so not good for a learner.

I needed a bigger kite. I also needed a better (read cheaper) source of Dacron, and a bigger space to make it. Luckily things fell right into place when I was talking to a kitesurf instructor in Exmouth. I mentioned to him that I had made a kite. Making your own kites had always been viewed with deep suspicion by other

kitesurfers when mentioned. I don't know how they think kites are created, but none had thought that making your own was an option. This guy was interested and wanted to see it. I got it out of the car, pumped it up. He got straight on the phone to a local sail maker who also kitesurfed, who also wanted to see it. We drove round the back of the docks area in Exmouth and eventually came across a long low shed situated in the garden of a terraced house, right next to one of the creeks on the Exe estuary. This was Rowsell Sails. Frank Rowsell was the sailmaker and keen kite surfer, who immediately scrutinised my seams (not a good idea!). He had been toying with the idea of building a kite, but had no plans. I had the plans for a 15m and the experience from the first kite, he had the sail loft, fabric and one of the best learning spots in the country outside his window, plus a great pub down the road. A great combination! Frank was keen to use modern spinnaker construction techniques in the main canopy, this consisted of gluing all the front to back seams with double sided tape and not sewing. Sam Huston would be proud! For the inflatable ribs we used a Mylar laminate, rather than Dacron. This is basically 2 layers of clear film with polyester or Kevlar ribbons sandwiched in the middle in a very wide grid. It's lighter than Dacron and has very little stretch. To reinforce the tips we used carbon reinforced mylar, all very space-aged! For bladders I looked at buying the polyurethane and valves, but then found a manufacturer in China who did bladders made to measure for cheaper than I could get the materials, so went with this. Over the next 10 Wednesday nights and (many Speckled Hens later) the kite was completed (picture 2). Much fun was had trying to thread a 40ft clingfilm-like bladder into the leading edge without twisting it and getting all the valves to poke out the right places. Anyway, we eventually took it down to the sea front one evening at dusk and it flew!

During the following weeks we lent it to another kitesurfer to test on the estuary. He was zooming along doing jumps etc., so we were now totally convinced it worked. Unfortunately one of the ribs burst. This was not a one-off occurrence and every time I pumped it up to go out another seam on the laminate ribs would unzip and the pressurised bladder would pop out. Using the laminate in this way (as a tube) had turned out not be a suitable application for the material. The fabric won't hold single lines of stitches as well as Dacron due to its large grid and lack of weave. You can't sew a second set because you've closed the tube. Replacing the ribs is a massive project, so currently the kite repair is on hold.

Anyway this brings us to Spring 2005, where once again I appeared to be back to square one, with no usable kites of a helpful size. My grumbling must have been more evident than I thought as my girlfriend, sorry fiancée, suggest I buy a second hand kite from eBay just to get out on the water. This seemed a great idea as there was a huge number of kites on eBay, and since I had last looked, prices of decent used gear had crashed. After 3 weeks of checking eBay every day and unsuccessful bidding on several kites a Peter Lynn Guerrilla came up. This is a foil hybrid kite, excellent for kitesurfing, but a lot less common on the beach than leading edge inflatables. I had decided that I wanted a foil due to my previous kite

construction problems, and have lots of foil experience. I placed a bid and managed to get the 3 year old 15m kite for £165. It arrived and turned out to be in excellent condition. After a few evenings of flying it on the local football pitches it was down to Exmouth. I started by going body dragging. This is a self-explanatory activity; you jump in the sea and the kite drags you. It really allowed me to understand the kite, without the hassle of the board. Also it's not quite as random as it might sound. By sticking one arm out under water (like a keel) and changing the placement of the kite in the sky, you can move at 90 degrees to the wind and even up wind a bit (but you tend to swallow a lot of water). This was great fun and allowed me to visit some of the sand bars off Exmouth, which when the main beach is packed with tourists is like a personal beach haven.

I then started going out with the board in the shallows of the estuary. Eventually I hit upon the perfect day. The wind was blowing at about 12 knots, in the right direction and the sun was shining. I put the 15m kite into a dive and the power was immense, I had the board pointing just one side of downwind and before I knew it I was up! Anyway before the wind died I repeated this about 7 times and each ride was about 20-30 seconds long, which is long enough to enjoy and start to work out what's going on. Interestingly I can only go from right to left, and not the other way. Hopefully this is just a short term problem! What I now realise is that you need even more power to get going than I ever had on a lesson. Also having a really long floaty board like mine is very helpful, but turning is tricky.

I have now made a twin tip kite surfboard (see picture 3), which is what most people use. This makes turning easy, and it fits in the car. I'm now waiting for some decent winds and high tides which don't occur when it's dark or I'm at work. I'm also going to make my own hybrid kites this winter, so by the spring should be out on my own set of home-made gear. So finally progress has been made, but a long way to go yet!

More info:

<http://www.zeroprestige.org/> Open source LEI designs and discussion. You may need Surfplan software but it's free and quite fun.

<http://www.monkeykites.com/> The place where I got my bladders. The lady who runs Monkey kites is the sister of the guy that runs Zero Prestige. He also designs Monkey kites

<http://www.peterlynnkiteboarding.com/> Peter Lynn's kite surf site. I have one of his 15m Guerillas (3 years old, similar design to current Venom)

http://foildesign.org/Sled_Kites Discussion on sled/arc/hybrid foils (all 3 terms mean the same, a bridle less foil with sticks in the end!!)

<http://82.168.95.222/wingine/index-e.htm> (www.wingine.nl click on the union flag then go to speed) The hybrid foil plans I hope to use

Yahoo group inflatodesign Forum for LEI builders, a mine of knowledge and contacts

EBay Lots of bargains, but don't be hasty and do your research

IKO how to kitesurf book, The best "how to" kitesurf book available



ALICK



Alick Pearson

by

Bob Weil

On the 31st January 1978 I visited the home of Alick Pearson with Dan Leigh. Together we spent nearly three hours listening to his stories of fifty years of kite flying at the Round Pond in Kensington Gardens, London. Below is a brief narrative of his story, presented with photographs of the kite designs that he has promoted and developed since 1925. Alick Pearson will be 84 years old on 27th April and still builds an average of six kites a week. His latest design, the hexagonal winged box, came about as a result of his experimenting with the recent 'Professor Waldorf' kite and is just one of the many 'perfect fliers' he has constructed. I haven't flown it more than 2,500 feet out, for fear of losing the only kite of its kind in existence.

"I don't know much about kites but it was in 1925 that I flew my first kite, a hexagon that I made up, at Wormwood Scrubs. From there I came down and flew it at Kensington Gardens and began to experiment with it. I moved on from there by trial and error experimenting with different designs. Since then I've made the malay, the split malay, the diamond roller, the roller, the bird, the phoenix, the hexagonal winged box, the square winged box, the Baden-Powell (levitor), the pilot, the hawk, the double diamond, the quadroplane roller, the triplane roller, the Professor Waldorf, the parafoil, the fish-tailed malay, the Marconi rig and the Maltese cross.

Most of the kites that have been made and flown at the 'Round Pond' were originated by John Shaw. He was a wonderful man and was flying up there before me in 1925. He made the first diamond roller but I built many variations into his design. His main innovation was the golden eagle bird as he called it, which was entirely different to my bird kites. Again his was the first bird

kite to be seen at the pond. It looked very much like a modern fish-tailed malay. If you draw a wide malay, and then draw a small triangle with the uppermost point finishing a third of the way up the centre stick you have a bird shape. He made the "Eagle" as he called it out of silk and sold it for ten pounds! Shaw also made the roller, the split malay, and the box roller which was a standard roller with two triangular boxes coming off it — the same as you have on a pilot. And of course all Shaw's kites were completely done by hand — every stitch! He was made a present of a sewing machine and he wouldn't have it, he threw it to one side because he wanted to do everything by hand.

I was the first one to introduce nylon flying line to the park. We used to use Barbour's No. 3 linen twine. And I was the first to use ripstop spinnaker nylon for making kites and now I won't use anything else. The others wouldn't go near it at all because it wouldn't let any wind through. But some kites will fly much better in a strong wind provided that the kite itself is

porous, because it allows the wind to pass through. Take the slot you have near the bottom of the roller: it was originally invented as a valve for spilling the extra wind. Because if you make a Baden-Powell — which is virtually a roller without the slot — it will give you a hell of a lot of pull: although it will fly well it will pull the arms out of you!

The best size for either a roller or a diamond roller is 48". If you go beyond that you're not going to get the same service out of it, or if you go below it. Even a 52" is too big because the 5/16" dowel can't hold it. The Kite Workshop rollers are basically my design made in two or three pieces but in order to minimise fabric wastage it had to come out to 46" so it comes out slightly heavier because they use the same size dowel. When I started making rollers I used to have tensioning strings across the top, but these were all teething problems — trial and error. But I did away with tensioning from the top point down to the top outside corners and concentrated on the two side strings

Thanks to from European Kiteflier Spring 1978


Some Fun With Knots, Hats and Bikes

You all know much more about kites than me so rather than try to enthuse all the multi-string people with a deep understanding of the joys of fighter kite flying, here are some amusing diversions. Have a go.

Knots

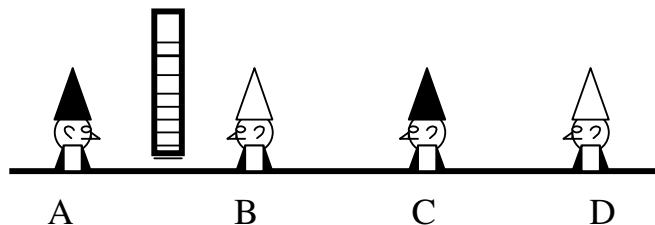
Danny Rice has taunted me for ages with this one. I'll pass on the taunt.

A stick with three holes, string through holes and two rings on the loops:



Make yourself one with a lolly stick. Ends are kept from coming through end holes with stopper knots. Larks Head Hitch at centre hole. Now, without untying anything, move one ring onto the same loop as the other.

Hats:



Four men buried up to their necks in the ground. They cannot move so can only look forward.

Between A and B is a brick wall which cannot be seen through.

They know that between them are 4 hats, 2 x black and 2 x white, but they do not know which colour they are wearing. In order to avoid being shot, one of them must call out to the executioner the colour of his hat. If anyone gets it wrong, everyone will be shot.

They are not allowed to talk to each other and have 10 minutes to fathom it out.

After 1 minute, one of them calls out and is 100% certain of the colour of his hat

There are no outside influences nor other ways of communicating. They cannot move and are buried in a straight line. So A & B can only see their respective sides of the brick wall, C can see B and D can see B & C.

No tricks. Which man calls out and why is he certain that he is right ?

Bike:

Take an ordinary push-bike and get someone to hold it so it doesn't fall over. Arrange pedals up and down. Stand behind bike and pull a string, which is attached to the pedal, which is down. Does the bike move forward, backward or what? Again, no trick. If you can't convince yourself (or anyone else), get a bike and try it. You'll probably be surprised.

Answers at Wroughton.

Robinson's Ramble

I hope those of you that were able to attend the AGM enjoyed it; I also hope that the venue was satisfactory.

At the AGM I announced that we had invited Holm Struck from Germany to do a workshop on a replica William Eddy, over the weekend 11/12th February at Penhill Primary School, Swindon. At the meeting I said that all places had been filled except one, however since the meeting three more places have become available, the cost is £75 including buffet lunch both days, if you are interested please call me for a booking form.

Charlie Sotich from Chicago is coming to our festival; we have also generated interest in our festival from Kay Buesing from the World Kite Museum, Long Beach WA. Kay is interested in the Alick Pearson Roller kite exhibition that we have planned. We are still looking for Rollers of all shapes and sizes especially genuine ones! Alick was also renowned for his Bird kites; it would be great if we could get some of those there! Please let me know if you have a genuine one and you intend to bring it to the Festival.

Regards
Dave Robinson

SUMMER TOUR 2005 – a personal view.

June has got off to a slow start due to lameness and general decrepitude of this kite flier. All I can say is be aware of children excavating holes in the sand on flying beaches, anyone would think it was a place for them to play on!

Actually this is very serious safety point, it is wise to check flying areas for large holes. While running backwards in a Rok fight I fell down a child's sand hole and seriously damaged a knee joint resulting in an operation to mend the injured knee. I can laugh now but it has been painful and a serious inconvenience to the kite flying, and not helped by my colleagues in A&E who just fell about laughing and muttering 'typical'. So for a while I am forced to view kiting from the sidelines.

3rd Wirral Kite Festival. - 11-12 June

We have been meaning to go to this kite festival for the previous two years, but something has always conspired against us to prevent us getting there. Interestingly enough, this is Jons' home ground, albeit thirty odd years ago! Not much of the Birkenhead he knew still exists.

For those of you who have never been, New Brighton is round the corner from Birkenhead and borders the Mersey River, where traditional views of the LiverBird building in Liverpool can be seen. New Brighton has what is known as the 'Bowls'. These are two large grassed depressions in the land adjacent to the sea front. An excellent flying site where you can almost always see someone flying a kite.

The Wirral reception was rich with the noted warm heartedness of the locality. Hot coffee and biscuits on tap, a necessity for the warming of hands, and a cosy little tent for some respite from the wind and rain - yes folks, its June in Britain! It almost goes without saying that the previous day's flying had been near perfect and the sky had been full of large inflatable kites, to the extent that they had RUN OUT of things to fly, have you ever heard the like!

Once again we had only been able to attend for Sunday due to that necessary evil, work commitments. Roll on retirement.

Bedford Kite festival 25 –26th June

The snail and I, Doooooo keep up folks! –(for snail read camper van or kitchen sink/ kite box on wheels). Snail and I made our way across from one side of the country to the other, collected Jon at Amptill then continued on our way to Bedford. So why did I need the snail when Bedford were generously putting us up

in a motel? Because I knew that if I didn't take everything I wouldn't have the kite that He absolutely knew would fly in this wind!

This was an official engagement for us; therefore we were obliged to fly, which was quite a challenge given that the flying site is in a park, surrounded by trees. Most of the weekend there was little or no wind. Also, when we did have some wind, the relatively small arena was completely dominated by the large inflatables from foreign guests! It just wasn't possible to do the intended bear-bunging display.

That prompts me to raise a question that's been bothering me for a little while now: does anyone else think that the balance might not be right with invited flyers from abroad. Don't get me wrong – there are some absolutely fantastic foreign designers and technicians that come to our festivals, and they generally put on an impressive show, but are we in danger of ignoring the wealth of home grown talent that we have within these shores? I think that it is important to promote new talent from the UK and we should always ensure that they are given the right sort of prominence and appreciation at our festivals.

Having got that of my chest, back to the saga of the bee - that is, the one that got in Jons' trousers!

Now, how it entered we are not too sure, but we do know that it was a brave little bee, who fought courageously, stinging around the knee several times before its' eventual demise. For most people this is a painful enough experience, but for Jon who has an allergy to stings, this could have been very a serious anaphylactic shock. To his credit, he managed to refrain from dropping his trousers in the middle of the flying field and opted instead for rolling up one leg to extracate the little beast. I'm not sure that the visitors were any less confused by this than if he'd gone for the mooning option!

Sorry, I've gone off on one again.

So there was little or no wind, or there was little or no room. For most of the two days I ended up flying one kite, the indoor butterfly. Despite this, it was an enjoyable weekend and bringing the Snail paid off after all.

Sunderland International 2-3rd July

Snail and I have had so much fun this year and we have covered many miles. On this occasion I felt that it was too many miles to do alone, so Izzy Whizzy (my puss) and Alan Holden joined me on the journey. (Jon went up directly from work

at Ampthill – there’s no point in him driving back to Wiltshire only to retrace half the journey back up to Washington). Izzy is a new member of our family and this was her first journey in the Snail, she objected loudly to the security of the cat box and once released was as good as gold. She is now an old hand at kite festivals, she and Harry Dog having attended several this year. In fact they are so fond of the Snail that I often have to fight for a front seat. Harry likes the driver’s seat, and Izzy knows that the passenger seat was made just for her. Alan was excellent company, regaling us with tales of his bike ride to Australia.

I had been to Sunderland kite festival some years before. I remembered it as a large vibrant festival, with lots of side events good food and many international guests.

The International guests were certainly there - Bas Vreeswijk from the Netherlands, (whose’ appliqué ability I much admire); Mikio Toki and Sakaruba San from Japan. To name but a few. Jon was successful in buying one of Sakaruba San’s kites at the auction. It has a cedar wood frame on washi paper, as is the style from Northern Japan, and a hummer on the top; the design is the traditional Wave and Rabbit. The morning following the sale, Jon took the kite to Sakaruba, who has no English, to be shown how to trim and fly it. This was accomplished through hand signals and a general love of the subject. The best bit however, was when Mr S handed Jon his kite to fly while he went to get the bits necessary to set up the kite. Jon’s’ face was something to behold. Mr S’s kite was out miles away on the full length of flying line and Jon, who values Mr S kites with some awe, was a little apprehensive that something would happen to it, and even more nervous when Sakaruba San indicated that he should wind in and land it!

Brighton Kite Festival 10-11th July

Good friends and glorious weather. What more can you ask for?

Rob Brixton and I sat on the hill overlooking the festival and had a good “get to know you” session. Rob has some really good ideas, making him one of our more imaginative British flyers. He likes to make stories in the sky. He has challenged me several times to make pieces for him such as the Honey Pot to go with his many bees, which he flew at Brighton, - quite impressive. As a result of our conversation he now has a Fish and Chip scene, crinkle cut chips of course, slightly browned on the edges but not burnt, shortly to be joined by a slice of lemon and maybe a vinegar bottle. Pictures can be seen on our web site, www.airattractions.com.

Petworth 17th July

What a great little festival!

The sun was shining. We took the open topped Quantum down and had a really good drive.

Because the space was limited we took only a few kites and the boys, William and Christopher bear, who lounged around in deckchairs flying their kites all day until someone managed to encourage them to try a parachute jump. Unfortunately, they decided that they were not too keen on that idea and lay around in the long warm grass muttering about lack of wind and lift. So we had to agree that their's was probably a better idea and joined them, lying around in the sun and long grass.....zzzzzzz - until a certain Simon decided that we were in target range of his giant catapult and water bombs!

Coventry Kite Festival 13-14th August

We never miss Coventry, it's going home for us. We were involved in the very first festival, I can't remember how many years ago. All the festivals have been special and memorable - usually for no wind! This year it was different. This year the drought broke on the Friday night and the rain continued all Saturday. We had a whole summer's rain in 24hrs. Some poor folks were washed out of their tents, and were so wet they had no alternative but to go home. On Saturday evening it dried up. We had wind and warmth, and a really good time.

OK. I am going to brag now. I won the Carols Cup for Rok fighting, again. Carol Lewis worked for Coventry Council, and was the originator of the first Coventry festival. Sadly, she died a few years ago and the trophy is awarded in her memory. I am proud that as the only female Rock fighter at Coventry, I have won her cup. I do feel that I have an unfair advantage in the form of a spiritual boost from her when I am battling.

I'd like to thank all those people who told me that they missed my Mum at the event. She had joined us there for several years before, and the previous years festival was one of her last outings shortly before she died. She greatly enjoyed writing out the bear bunging certificates for Arthur and ourselves. She was only stumped once – she did the usual enquiry as to the bear's name and we heard a rather loud “pardon? – what was that again?” Then she leaned over to us and asked in whispered tones “ ...you won't believe this one, but how do you spell 'Afghanistan?'!

Portsmouth 26-27th August

This festival followed its usual format with its excellent commentary from George and Andy. The usual flyers were there from Britain and Europe. Winds were fairly light and it was fairly hard work taking part in the AKF club displays.

It is not my intention to be rude to anyone, but I can't say that I saw anything new or remarkable at this festival. Nevertheless it was a very pleasant weekend.

I think that Harry had the most fun playing on the beach.

Bristol 3-4th September

I shall leave this for someone else to write up in detail. I just want to say that we had a lot of fun, even if Paul does think that my kites look like some Italian or other's. I may have an Italian name Paul, but I am as English as they come. We helped out with the AKF displays again and Roly had one of best flights I've seen for some time. On Saturday the winds were light and team Awita from France were having difficulty in launching their two giant Bols. Jon had an inspiration and went over to Paul to announce that we were going to have an impromptu Bol race. Some unsuspecting AKF members were soon rounded up to take on Awita, but I'm sad to report that their tactics were just a tiny bit outside the Internationally recognised rules of Bol racing. Guys, you're supposed to pull the Bol across the field fully inflated – not craftily let it collapse and then hare across the field with it at 90 mph! Needless to say, the French stuck to the rules (as they always do of course!) and were declared the winners. I'd never had AKF members down as gluttons for punishment, but they actually turned out for a rematch on the Sunday and this time both Bols remained inflated and the race was a close run thing. For those of you who've never seen it before, the sight of two 20ft Bols being hauled across an arena is something to behold. Thanks to all for the spectacle and the fun.

Lunen 1-3rd October

They had no choice; they had to have us back in Lunen if they wanted the Oppa Cup back.

For the uninitiated, the Oppa Cup is another of the dust catchers Jon insists on winning for Rok fighting. It is a rather inspired trophy of a glass beer bottle. Oppa was the brother of Christian who organizes Lunen; he was a Hells Angel and Kite flyer and all round good soul. He died living life to the full. If he took a shine to

you he would open his big black leather coat and offer a bottle of beer from one of the many compartments inside the coat. He lives on as a legend.

For some time it has worried us that this beautiful glass trophy bounces across Europe with no protective wrapping. So we mentioned this to Alan Holden who has made it a very worthy travelling box, from historic wood salvaged from Clevedon College. The box was much admired by all who saw it and it is nice to know that a little bit of Bristol remains in Germany. We send thanks to Alan from the Lunen team and the new keeper, but especially from ourselves. Yes, the trophy didn't come home with us this time; Jon was beaten into a worthy second place. It was a very close thing, he had to fight a fourth round to decide his eventual runner-up position.

Oh, just one thing, don't let Paul Collins talk you into CountryWide Stores string for fighting on, we've tried it and we think that it's a cunning plan of his to sink the opposition!

I think that the British contingent numbered twenty-eight this year, the most yet. As usual the hostilities abounded, and the leather clad Saturday cabaret went down rather well with the males in our party, as did the ice cream, several times in the case of the BKF contingent! If you come to Lunen, you have to eat ice cream; it's part of the experience.

Unfortunately we have to report that William bear enjoyed rather too much of the Lunen social life and that the Saturday entertainment was just too much for him, We expect that he will shortly be receiving an ASBO (Anti Social Bear Order). Is this a first for a teddy bear?

My thoughts are now turning to kite building for next year as no doubt are yours. See you somewhere soon. Don't forget the AGMs - they are very important for YOUR clubs.

Warm regards.

Franchesca.



Pictures by Franchesca.

SNOWKITING

I am writing to introduce your group to the potential of SNOWKITING here in the French Pyrenees.

I am working in conjunction with a kite school trying to spread the word to all you kite enthusiasts. CKITE runs kiting sessions and events throughout the year from its base in Targassonne, near Font Romeu. It works alongside Ailipse - a shop and parapent school.

Sessions are available for complete beginners but can also be geared for those with experience who wish to try out Mountain-Boarding or Buggy. Winter sessions include instruction on skis and snowboards.

You can see more info on their school at www.ckite.com where an English version of the site gives all the basic details of the school.

I am including a copy of their leaflet for Snowkite and also a copy of their flyer for their 3rd SNOWKITE PYRENEAN CONTEST to be held 20, 21 and

22nd January 2006. This is a friendly event inviting all kites to come along, make some friends, enjoy snowkiting with other groups and try out some of the latest material.

If any of your group are interested in this event or visiting the French Pyrenees to try snowkiting I can help out with transport and accommodation in conjunction with the school.

For more information on skiing and accommodation in this part of the Pyrenees you can check our site on www.pyrenees-ski-experience.com

If you would like any further info on Snowkiting or skiing in the Pyrenees you can call or email.

Sarah Blackmore
Pyrenees Ski Experience
www.pyrenees-ski-experience.com
00 33 468 04 1879
00 33 670 085825

A.G.M Report
20/11/05

Welcome. The President welcomed the members. The agenda had previously been published in the last cowpat.

Apologies: Noel, Pat McCarthy, Ron Shell, Josie & Ron, Sue Harvey Chris Mahbon.

Minutes A.G.M 04: Minutes proposed by Phil Scarfe, Seconded by Pete Willis to be a true record.

Matters arising: festival 05 was held at Wroughton and was an excellent event. All enjoyed Maserski workshop. Equipment and storage at the Rummings was duly done with a nice wooden storage box. Projects, Phil Scarfe made an Alien Kite. Fees increased as agreed to £12.00. The seat in remembrance of Ron is not to go ahead in the parish as was agreed. There are similar limits as were at Barbury & Betty doesn't want to go ahead with it. Phil Scarfe proposed maybe we could have a cup in Ron's memory.

Chairs Report: See report in Magazine.

Hon Secretary Report: Arthur has worked hard over the past 2 years. Neil's boots were very hard to fill. It is good to see Neil in good health. Workshops, I feel we should encourage people to make kites, I would like to achieve that everyone has a go at a kite-making workshop. In the last 2 workshops we have seen 2 of the best. Ralph Maserski & Robert Brasington. Robert was amazed at the level of skill of some people & how interested people were of finishing a kite. After going to Lunen Ralph Maserski introduced me to Holm Strutts who is going to do a workshop on a William Eddy kite. The 20 places were filled immediately. Thanks to Pete Willis who made signs to advertise our festival around the town. He had the girls involved in painting signs and approached companies to ask for permission to hang the signs.

Hon Treasurers Report: Financial reports were available to the members. Accountant commented again that they were a good set of accounts. Proposed by Di Baggett, seconded by Pete Dawson.

Cowpat Hill Ed report: Thanks were given to those who have contributed items for the magazine over the year. But there are times in the year when the magazine struggles for articles. All articles would be welcomed on what ever subject whether it be an account of an event a poem recipes etc.

American Representative Report: Fort Warden raffle has been drawn & Michael & Linda Howard won again & will be attending the event. Through America attendance at events is down & WHKF members are also down. There is one new member for this year Dale Ray. Some signed up in advance for 4 years these will run out next year. Thanks were given to Ron & Marla for promoting the club in America.

Election Of Officers: Chair, Arthur was nominated by Jon Barker, seconded by Di Baggett, as there were no other nominations Arthur Dibble was duly elected. Vice Chair Dave Thompson nominated by Dave Robinson, Seconded by Phil Scarfe.

Secretary Dave Robinson proposed Simon Hennessy, seconded Dave Thompson.

Treasurer Janet Robinson proposed by Brian Smith, seconded by Pete Dawson.

Editor Tracy Willis proposed by Pete Dawson, seconded by Jon Barker.

American rep Ron Millar proposed Dave Robison, seconded Di Baggett.

Committee members: Jon Caton wished to resign from the committee but all other members were willing to stand and were elected.

Festival 06: Due to H&S there is to be vehicular movement in front of A1 or he traders. Barriers will separate pedestrians and vehicles. Public flying will be at the other end of the site. We are looking for sponsorship but have had no response as yet. There will not be the normal guest & there will not be a bar at the event as the price of a licence is £1000. Our only hope is that Wroughton will get a licence. Sadly Charlie Sotich's sister Pat died recently. Pat traveled with Charlie & last visited us in 03. It was said it would be nice if Charlie could come over to our festival. Marla contacted Malcolm Goodman and the Blooms who have said they would like him to attend their events. Charlie has agreed & will be at Swindon & will run a workshop in the hangars. A floral tribute was sent for Pat on behalf of the club. It is hoped we can hold a rokaku fight that will be sponsored by companies. Thanks to Marla who has sat with the yellow pages to find addresses of Estate agents, Thanks also to Roy & Hailey for letting us have all the information. A reminder that all fliers will have to register to fly at the festival with either Janet or Tracy.

Other Events: Xmas pudding fly to be held at Barbury 27th December, bring your own mince pies.

National Body: Neil & Phil were unable to attend the AGM. Due to the lack of attendance the AGM was duly closed. Jon Caton rose what the clubs policy was for electing members on to that committee. It was agreed at last years AGM that we would give the BKF a 3-year trial & it was assumed that the members elected were elected for this period of time. It was felt by some members that the body was not being representative as it had been invited to events & haven't attended. It was felt the body may not survive & as a club we should help not hinder it. Dave

Thompson suggested a letter be written expressing our disappointment. A proposal of still giving a 3-year timescale was approved.

Equipment for 06: at a sale Neil, Pete & Tracy made a decision to buy 4 fireproof marquee sides at a cost of £12 each.

Projects: we are looking to increase the size of the storage bin. The divers legs have seen better days it was suggested we build a smaller pair. Pete Willis would like to see a Vulcan bomber built as a kite.

Constitution Change: The proposal is that in the absence of a full committee meeting within the time frame required decisions can be made on behalf of the club by a simple majority of the elected officers (3 out of 5 members). There was a lengthy discussion but it was suggested that a financial limit should be set at £300. This went to a vote there were 4 people against the amendment. Neil proposed that one of the members should be a committee member. This proposal will be taken to the next AGM.

Fees 06: there will be no increase in fees for 06.

Honorariums: it has always been asked from the members for these for treasurer, Neil, Cowpat Ed it was suggested this year an additional one should be paid for all the hard work for preparing kite kits. Proposed Dave Thompson, seconded Brian Smith. This is to be £50 for all.

A.O.B: Thank you to the hotel for the excellent facilities. The buffet was excellent. Dave Robinson to take to committee using the facility for festival Friday night social.

Close of Meeting: Thanks to all for attending. Most points have been discussed & all comments noted & will be discussed at committee. The venue will be booked for next year.

Card Received From Charlie which read.

For all the kindness you have shown, we thank you very much. For sympathy in sorrowing days, for friendships healing touch. With gratitude our hearts are full, though words cannot convey. The tender thoughts & thankfulness we hold for you today.

Thank you for the beautiful flowers that you sent to Pat. Her trip to England in 03 was one of the highlights of her kiting experience. She met so many wonderful people there.

Charlie Sotich.

CHAIRMANS REPORT 2005

Mr President, ladies and gentlemen; good after noon and congratulations to Ron and Marla for getting here on time this year. We must be doing something right as a club for some one to travel that far to get to our AGM. This brings us to the end of my second term as chairman of WHKF. I feel that this has been a better year all together than 2004. We rounded off 2004 with a great Christmas Pudding Fly at Barbury under a brilliant blue sky filled with kites and windsocks.

Early in the New Year we had a weekend when we set up our new storage opposite Lydiard Park and our special thanks to Phil Baggett who designed and built the new storage box. Unfortunately this has now been filled to overflowing and plans are underway to extend it. The following day a group got together in Penhill School and did some much-needed repairs on our kites. This was great fun and has proved very worthwhile as we started the year with display pieces in good order. Another such workshop is planned shortly, so we will be looking for volunteers.

While some of us were putting old stuff back together another group started cutting out the "Alien", a 350sqft. flowform under the guidance of Phil Scarfe who took all the pieces away and undertook sewing it all together. This has been flown several times and it truly spectacular.

In February Ralf Mazerski came over from Germany and ran a workshop to make one of his flat box kites. I found this one hard work but most people completed a very nice kite in the weekend.

Having struggled to finance our festival everything seemed to come together to make what some people claim is the best we have ever had. The weather stayed almost dry with enough wind to keep some kites in the air most of the time and the exhibitions in the hangar were exceptional especially as the Historic Kite Group had come from Germany with the Arnot Halft Exhibition and contributed to another record breaking Gibson Girl display.

Members attended displays, workshops and festivals, too numerous to mention, across this country, some in Europe and some in America. At some we found ourselves a little thinly spread so please feel free to volunteer to come and help. If you are concerned about not knowing what to do, come to some of the smaller events and get to know the ropes/strings/lines. This is what keeps the club running as it is a major source of revenue and often attracts new members.

Things never seemed to slow down and before we knew it, the Robert Brasington workshop was on top of us. We were very fortunate to get Robert as he comes from Tasmania and it was only by sharing his expenses with Lunen that we could afford to get him here. It was certainly worthwhile. He is a fun person anyway and to listen to his discussions on form and colour were enlightening. A much less intense workshop made it much more enjoyable for my way of thinking.

The usual group plus Marla ended the year with the Isle of Wight pilgrimage and it wasn't until we had cleared up and were about to head to the ferry that it struck us with some sadness "that is the end of another season"

It may be presumptuous of us but we have started planning for next year as if we didn't the new committee would start behind. In December there will be a two-day workshop to complete the long awaited Lester Stickmen train and some re-bridling of some large parafoils that were cut earlier in the year. January will hopefully see the increase storage facility. Dave has also booked Holm Struck from Germany to run a workshop to make a replica William Eddy Kite. This is now fully subscribed and a waiting list started.

We have started arrangements for the festival that, next year will be on May 6/7 at Wroughton. The theme this year will be Round Pond Kites with particular emphasis on Pearson Rollers. Please try and keep your eye on the magazine and web pages for details. I am sure who ever is running the club then will be glad of any help you can offer.

I would like to take this opportunity to congratulate Marla on being chosen as AKA Regional Director of the Year. Does this mean they are trying to find thing to keep her at Home? We must think of a response to keep her coming here.

It now only remains for me to thank every one who has worked so hard over the year to make this club what it is. Our President who does his best to keep us on the straight and narrow, Dave Thompson the vice chairman who has supported me at all times, Dave Robinson who organises most thing, Janet Robinson who keeps our spending in check, Tracy Willis who records everything we say and do, Pete Willis without whom we would have no where for our meetings and workshops and for all his work on kites and signs for the festival, Phil Scarfe for his work making the Alien, Di Baggett for keeping us supplied with tea and coffee at so many events and with Don for organising the workshop kits, Phil Baggett for his work on the storage, Marla for taking all our money at the raffles and all the other committee members who have helped in so many ways. Of course my thanks to all of you as without you we would have no club to run.

Mr Chairman
Arthur

And Finally

Thank you to all who have contributed to this bumper edition. I would like to wish you all a very happy New Year and hope Santa brought you all you asked for. I'm sure we will see all those new kites on a flying field soon. Here's to a good year ahead hope to meet all of you soon at an event. With warm sun and keen breezes.

Tracy.

Club Merchandise Now Available

New club patch £1.50	The New club jacket £35.00	Cap £7.50
Legionaries cap £8.50	Cap with ear flaps £10.00	
Tee shirts	Polo tee shirts	
s-xl £9.00	xs-xl £14.00	
2xl-3xl £9.50	2xl £14.50	
	3-4xl £15.00	
Sweatshirts	Festival sweat shirt	
Xs-xl £16.60	xs-xl £25.00	
2xl £17.90		
3-4xl £18.40		

All items can be viewed on our web site

www.whkf.co.uk

all above price's **do not** include post and packing if you like it posted to you please mail or ring us first for a price .To order please send your order with cheque to
W.H.K.F , P.O.Box 585 , Swindon , SN2 4YR

Kite Flying Safety Tips

The NEVERS of Kite Flying

- Fly a kite in wet or stormy weather, try to keep your kite line dry.
- Fly a kite near power lines, transmission towers or aerials.
- Fly a kite with wire or anything metallic in the line.
- Fly a strong pulling kite without wearing GLOVES.
- Leave odd bits of flying line etc on the flying site.
- Fly a kite at over 200 feet*.

*Kite festivals may have C.A.A. clearance to fly higher.....ASK!

The Things to AVOID

- Motorways, roads, car parks railway lines or buildings.
 - Airfields and low flying air traffic patterns.
 - Members of the public....stunt flyers please take care!
 - Those kite eating trees.
 - Animals, they can be frightened by kites.
- Remember...your kites can get really quite lonely up high in the sky, just occasionally, look up and give them a little SMILE.*

AND PLEASE, MIND THOSE POWER LINES!

Where the WHKF go to fly their kites

WHITE HORSE KITE FLYERS fly at Barbury Castle Country Park, Wroughton, Swindon, Wilts on the SECOND Sunday of each month

Will YOU be there?

Local WHKF contacts are:

Neil Harvey on: (01285) 740295

Arthur Dibble on: (01635) 865976

Dave Robinson on: (01793) 824208

COWPAT HILL

Journal of the White Horse Kite Flyers

Editor Tracy Willis

WHKF, 21 Alton Close Penhill Swindon Wilts SN2 5HF

Tel 01793 706516

e-mail cowpat.ed@whkf.org.uk

Club Subscription: £12.00 (One year UK)

(including postage and kite flying insurance)

Whilst every care is taken when compiling this journal the WHKF cannot accept responsibility for any errors or omissions which may occur.